

ConnectiCare® 2009 Rates January – December 2009 Effective Dates



Revised 12/08

POS Upfront Deductible \$500 Individual/\$1,000 Family w/10/20/35 Rx

(POS-OA-25-35-UFRA)

All policyholders may be subject to a rate increase at their renewal date.
Rates are calculated as of the Applicant's age as of the effective date.

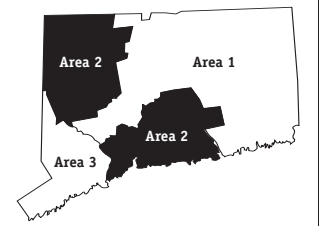
Area 2 (Litchfield, Middlesex and New Haven counties*)

Litchfield County: Barkhamsted, Bethlehem, Bridgewater, Canaan, Colebrook, Cornwall, Goshen, Harwinton, Kent, Litchfield, Morris, New Hartford, New Milford, Norfolk, North Canaan, Plymouth, Roxbury, Salisbury, Sharon, Thomaston, Torrington, Warren, Washington, Watertown, Winchester, Woodbury

Middlesex County: Chester, Clinton, Cromwell, Deep River, Durham, East Haddam, East Hampton, Essex, Haddam, Killingworth, Middlefield, Middletown, Old Saybrook, Portland, Westbrook

New Haven County: Ansonia, Bethany, Branford, Derby, East Haven, Guilford, Hamden, Madison, Meriden, Milford, New Haven, North Branford, North Haven, Orange, Seymour, Wallingford, West Haven, Woodbridge

*Note: The following towns are included in Area 1: Beacon Falls, Cheshire, Middlebury, Naugatuck, Oxford, Prospect, South Britain, Southbury, Waterbury and Wolcott.



\$1,000 Rx Benefit Max

Age	Individual Male	Individual Female	Individual +1 Dependent	Family
0-20	\$179.97	\$251.13	\$447.00	\$751.60
21	\$182.11	\$253.21	\$449.52	\$757.58
22	\$184.23	\$255.28	\$452.03	\$763.60
23	\$186.41	\$257.34	\$454.51	\$769.62
24	\$188.54	\$259.44	\$457.03	\$775.60
25	\$190.70	\$261.52	\$459.54	\$781.63
26	\$192.83	\$263.59	\$462.03	\$787.64
27	\$195.00	\$265.66	\$464.55	\$793.66
28	\$197.13	\$267.74	\$467.06	\$799.65
29	\$199.30	\$269.79	\$469.55	\$805.67
30	\$201.43	\$271.90	\$472.06	\$811.68
31	\$213.44	\$279.42	\$473.59	\$832.19
32	\$225.45	\$286.95	\$475.16	\$852.73
33	\$237.45	\$294.47	\$476.67	\$873.24
34	\$249.46	\$302.02	\$478.21	\$893.78
35	\$254.83	\$304.96	\$483.33	\$900.01
36	\$257.51	\$306.41	\$485.91	\$903.13
37	\$260.21	\$307.88	\$488.46	\$906.26
38	\$262.89	\$309.34	\$491.03	\$909.38
39	\$270.97	\$313.74	\$498.75	\$918.74
40	\$281.70	\$319.56	\$509.00	\$931.26
41	\$292.48	\$325.42	\$519.29	\$943.74
42	\$303.24	\$331.29	\$529.54	\$956.21
43	\$312.78	\$339.02	\$542.36	\$964.88
44	\$322.34	\$346.79	\$555.20	\$973.51
45	\$331.90	\$354.52	\$568.06	\$982.17
46	\$341.44	\$362.30	\$580.90	\$990.79
47	\$350.99	\$370.04	\$593.72	\$999.46
48	\$370.96	\$394.27	\$642.60	\$1,032.64
49	\$390.89	\$418.52	\$691.48	\$1,065.81
50	\$410.86	\$442.76	\$740.33	\$1,099.00
51	\$430.79	\$467.03	\$789.20	\$1,132.17
52	\$450.75	\$491.27	\$838.08	\$1,165.34
53	\$479.51	\$517.09	\$889.35	\$1,214.49
54	\$508.25	\$542.90	\$940.64	\$1,263.59
55	\$537.05	\$568.72	\$991.91	\$1,312.72
56	\$565.80	\$594.54	\$1,043.21	\$1,361.82
57	\$594.54	\$620.38	\$1,094.47	\$1,410.95
58	\$632.45	\$644.45	\$1,153.32	\$1,461.49
59	\$670.33	\$668.52	\$1,212.16	\$1,511.99
60	\$708.26	\$692.56	\$1,271.00	\$1,562.52
61	\$746.15	\$716.64	\$1,329.85	\$1,613.02
62	\$784.05	\$740.71	\$1,388.69	\$1,663.55
63	\$834.04	\$769.44	\$1,463.36	\$1,723.12
64	\$884.00	\$798.19	\$1,538.04	\$1,782.68

\$2,000 Rx Benefit Max

Age	Individual Male	Individual Female	Individual +1 Dependent	Family
0-20	\$185.42	\$258.75	\$460.55	\$774.38
21	\$187.62	\$260.89	\$463.13	\$780.54
22	\$189.82	\$263.02	\$465.73	\$786.75
23	\$192.06	\$265.15	\$468.29	\$792.95
24	\$194.25	\$267.31	\$470.88	\$799.11
25	\$196.48	\$269.45	\$473.48	\$805.31
26	\$198.68	\$271.58	\$476.03	\$811.51
27	\$200.92	\$273.71	\$478.63	\$817.71
28	\$203.10	\$275.85	\$481.21	\$823.89
29	\$205.33	\$277.97	\$483.78	\$830.09
30	\$207.53	\$280.14	\$486.37	\$836.27
31	\$219.90	\$287.89	\$487.94	\$857.41
32	\$232.27	\$295.65	\$489.55	\$878.58
33	\$244.64	\$303.40	\$491.12	\$899.70
34	\$257.02	\$311.18	\$492.70	\$920.87
35	\$262.55	\$314.20	\$497.97	\$927.29
36	\$265.30	\$315.69	\$500.64	\$930.50
37	\$268.10	\$317.21	\$503.27	\$933.72
38	\$270.85	\$318.72	\$505.91	\$936.94
39	\$279.19	\$323.25	\$513.86	\$946.59
40	\$290.24	\$329.25	\$524.43	\$959.48
41	\$301.33	\$335.29	\$535.02	\$972.34
42	\$312.43	\$341.32	\$545.59	\$985.20
43	\$322.26	\$349.29	\$558.80	\$994.12
44	\$332.10	\$357.30	\$572.02	\$1,003.01
45	\$341.95	\$365.27	\$585.28	\$1,011.93
46	\$351.79	\$373.28	\$598.50	\$1,020.82
47	\$361.64	\$381.25	\$611.72	\$1,029.75
48	\$382.20	\$406.22	\$662.08	\$1,063.94
49	\$402.74	\$431.21	\$712.44	\$1,098.12
50	\$423.31	\$456.18	\$762.76	\$1,132.31
51	\$443.85	\$481.18	\$813.12	\$1,166.48
52	\$464.41	\$506.15	\$863.48	\$1,200.66
53	\$494.05	\$532.75	\$916.31	\$1,251.30
54	\$523.66	\$559.36	\$969.15	\$1,301.88
55	\$553.32	\$585.96	\$1,021.96	\$1,352.51
56	\$582.95	\$612.57	\$1,074.82	\$1,403.09
57	\$612.57	\$639.18	\$1,127.64	\$1,453.71
58	\$651.61	\$663.98	\$1,188.27	\$1,505.78
59	\$690.65	\$688.78	\$1,248.90	\$1,557.81
60	\$729.73	\$713.55	\$1,309.53	\$1,609.87
61	\$768.76	\$738.36	\$1,370.15	\$1,661.90
62	\$807.81	\$763.16	\$1,430.78	\$1,713.96
63	\$859.32	\$792.75	\$1,507.71	\$1,775.35
64	\$910.79	\$822.37	\$1,584.64	\$1,836.70

\$3,000 Rx Benefit Max

Age	Individual Male	Individual Female	Individual +1 Dependent	Family
0-20	\$188.10	\$262.48	\$467.20	\$785.57
21	\$190.33	\$264.65	\$469.83	\$791.82
22	\$192.56	\$266.82	\$472.46	\$798.12
23	\$194.83	\$268.98	\$475.05	\$804.41
24	\$197.06	\$271.17	\$477.68	\$810.66
25	\$199.32	\$273.33	\$480.32	\$816.96
26	\$201.55	\$275.50	\$482.91	\$823.24
27	\$203.82	\$277.66	\$485.54	\$829.53
28	\$206.05	\$279.83	\$488.17	\$835.79
29	\$208.31	\$281.98	\$490.77	\$842.08
30	\$210.53	\$284.19	\$493.39	\$848.37
31	\$223.08	\$292.04	\$494.98	\$869.80
32	\$235.63	\$299.93	\$496.62	\$891.27
33	\$248.18	\$307.78	\$498.22	\$912.70
34	\$260.73	\$315.66	\$499.82	\$934.17
35	\$266.35	\$318.74	\$505.17	\$940.68
36	\$269.14	\$320.26	\$507.87	\$943.95
37	\$271.98	\$321.79	\$510.53	\$947.22
38	\$274.77	\$323.33	\$513.22	\$950.47
39	\$283.23	\$327.92	\$521.28	\$960.25
40	\$294.43	\$334.01	\$532.00	\$973.34
41	\$305.69	\$340.13	\$542.75	\$986.38
42	\$316.94	\$346.26	\$553.47	\$999.43
43	\$326.91	\$354.34	\$566.87	\$1,008.49
44	\$336.91	\$362.46	\$580.29	\$1,017.51
45	\$346.89	\$370.55	\$593.73	\$1,026.54
46	\$356.88	\$378.67	\$607.15	\$1,035.57
47	\$366.86	\$386.76	\$620.55	\$1,044.62
48	\$387.73	\$412.09	\$671.64	\$1,079.31
49	\$408.56	\$437.45	\$722.73	\$1,113.98
50	\$429.42	\$462.77	\$773.78	\$1,148.66
51	\$450.26	\$488.13	\$824.87	\$1,183.34
52	\$471.12	\$513.47	\$875.95	\$1,218.02
53	\$501.18	\$540.46	\$929.54	\$1,269.37
54	\$531.23	\$567.44	\$983.16	\$1,320.69
55	\$561.32	\$594.42	\$1,036.73	\$1,372.04
56	\$591.37	\$621.41	\$1,090.35	\$1,423.36
57	\$621.41	\$648.41	\$1,143.94	\$1,474.72
58	\$661.03	\$673.58	\$1,205.44	\$1,527.53
59	\$700.63	\$698.74	\$1,266.94	\$1,580.32
60	\$740.27	\$723.86	\$1,328.45	\$1,633.13
61	\$779.87	\$749.03	\$1,389.94	\$1,685.91
62	\$819.48	\$774.18	\$1,451.45	\$1,738.73
63	\$871.74	\$804.20	\$1,529.50	\$1,801.00
64	\$923.95	\$834.26	\$1,607.54	\$1,863.24

ConnectiCare® 2009 Rates January – December 2009 Effective Dates



Revised 12/08

POS Upfront Deductible \$500 Individual/\$1,000 Family w/15/25/40 Rx

(POS-OA-25-35-UFRA)

All policyholders may be subject to a rate increase at their renewal date.
Rates are calculated as of the Applicant's age as of the effective date.

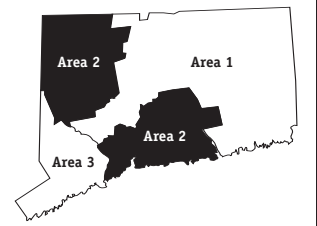
Area 2 (Litchfield, Middlesex and New Haven counties*)

Litchfield County: Barkhamsted, Bethlehem, Bridgewater, Canaan, Colebrook, Cornwall, Goshen, Harwinton, Kent, Litchfield, Morris, New Hartford, New Milford, Norfolk, North Canaan, Plymouth, Roxbury, Salisbury, Sharon, Thomaston, Torrington, Warren, Washington, Watertown, Winchester, Woodbury

Middlesex County: Chester, Clinton, Cromwell, Deep River, Durham, East Haddam, East Hampton, Essex, Haddam, Killingworth, Middlefield, Middletown, Old Saybrook, Portland, Westbrook

New Haven County: Ansonia, Bethany, Branford, Derby, East Haven, Guilford, Hamden, Madison, Meriden, Milford, New Haven, North Branford, North Haven, Orange, Seymour, Wallingford, West Haven, Woodbridge

*Note: The following towns are included in Area 1: Beacon Falls, Cheshire, Middlebury, Naugatuck, Oxford, Prospect, South Britain, Southbury, Waterbury and Wolcott.



\$1,000 Rx Benefit Max

Age	Individual Male	Individual Female	Individual +1 Dependent	Family
0-20	\$178.13	\$248.56	\$442.42	\$743.91
21	\$180.24	\$250.62	\$444.92	\$749.82
22	\$182.35	\$252.67	\$447.40	\$755.79
23	\$184.50	\$254.71	\$449.86	\$761.74
24	\$186.61	\$256.78	\$452.35	\$767.66
25	\$188.75	\$258.84	\$454.84	\$773.63
26	\$190.86	\$260.90	\$457.30	\$779.58
27	\$193.01	\$262.94	\$459.79	\$785.54
28	\$195.11	\$264.99	\$462.28	\$791.46
29	\$197.26	\$267.03	\$464.73	\$797.41
30	\$199.37	\$269.12	\$467.23	\$803.37
31	\$211.25	\$276.56	\$468.73	\$823.67
32	\$223.13	\$284.02	\$470.29	\$844.00
33	\$235.01	\$291.46	\$471.80	\$864.30
34	\$246.90	\$298.93	\$473.31	\$884.62
35	\$252.22	\$301.83	\$478.38	\$890.80
36	\$254.86	\$303.28	\$480.94	\$893.89
37	\$257.55	\$304.73	\$483.46	\$896.98
38	\$260.19	\$306.18	\$486.01	\$900.07
39	\$268.20	\$310.52	\$493.64	\$909.33
40	\$278.82	\$316.30	\$503.79	\$921.72
41	\$289.48	\$322.10	\$513.96	\$934.08
42	\$300.13	\$327.90	\$524.11	\$946.43
43	\$309.58	\$335.55	\$536.80	\$955.00
44	\$319.03	\$343.25	\$549.51	\$963.54
45	\$328.50	\$350.90	\$562.25	\$972.11
46	\$337.94	\$358.59	\$574.95	\$980.65
47	\$347.40	\$366.25	\$587.64	\$989.22
48	\$367.17	\$390.23	\$636.02	\$1,022.07
49	\$386.89	\$414.24	\$684.40	\$1,054.90
50	\$406.65	\$438.23	\$732.74	\$1,087.75
51	\$426.38	\$462.25	\$781.12	\$1,120.58
52	\$446.14	\$486.23	\$829.50	\$1,153.41
53	\$474.61	\$511.80	\$880.24	\$1,202.06
54	\$503.05	\$537.34	\$931.01	\$1,250.66
55	\$531.55	\$562.90	\$981.75	\$1,299.28
56	\$560.01	\$588.46	\$1,032.52	\$1,347.88
57	\$588.46	\$614.03	\$1,083.27	\$1,396.51
58	\$625.97	\$637.85	\$1,141.51	\$1,446.52
59	\$663.47	\$661.68	\$1,199.76	\$1,496.51
60	\$701.01	\$685.47	\$1,257.99	\$1,546.52
61	\$738.51	\$709.30	\$1,316.23	\$1,596.51
62	\$776.02	\$733.13	\$1,374.47	\$1,646.52
63	\$825.50	\$761.56	\$1,448.38	\$1,705.49
64	\$874.95	\$790.02	\$1,522.28	\$1,764.43

\$2,000 Rx Benefit Max

Age	Individual Male	Individual Female	Individual +1 Dependent	Family
0-20	\$182.68	\$254.90	\$453.71	\$762.88
21	\$184.83	\$257.01	\$456.26	\$768.96
22	\$187.00	\$259.11	\$458.82	\$775.07
23	\$189.20	\$261.21	\$461.33	\$781.17
24	\$191.37	\$263.34	\$463.89	\$787.25
25	\$193.57	\$265.45	\$466.44	\$793.36
26	\$195.73	\$267.55	\$468.97	\$799.47
27	\$197.93	\$269.65	\$471.52	\$805.58
28	\$200.09	\$271.75	\$474.08	\$811.65
29	\$202.29	\$273.84	\$476.59	\$817.76
30	\$204.45	\$275.98	\$479.15	\$823.87
31	\$216.64	\$283.61	\$480.69	\$844.69
32	\$228.82	\$291.27	\$482.28	\$865.54
33	\$241.02	\$298.89	\$483.83	\$886.35
34	\$253.20	\$306.55	\$485.38	\$907.20
35	\$258.66	\$309.54	\$490.59	\$913.53
36	\$261.36	\$311.01	\$493.20	\$916.69
37	\$264.12	\$312.50	\$495.80	\$919.86
38	\$266.83	\$313.99	\$498.40	\$923.03
39	\$275.04	\$318.45	\$506.23	\$932.53
40	\$285.93	\$324.37	\$516.64	\$945.23
41	\$296.87	\$330.31	\$527.07	\$957.90
42	\$307.79	\$336.26	\$537.49	\$970.57
43	\$317.48	\$344.11	\$550.50	\$979.37
44	\$327.18	\$352.00	\$563.53	\$988.12
45	\$336.88	\$359.85	\$576.59	\$996.91
46	\$346.56	\$367.74	\$589.62	\$1,005.67
47	\$356.26	\$375.59	\$602.64	\$1,014.46
48	\$376.53	\$400.18	\$652.24	\$1,048.14
49	\$396.76	\$424.80	\$701.86	\$1,081.81
50	\$417.03	\$449.40	\$751.44	\$1,115.50
51	\$437.25	\$474.04	\$801.05	\$1,149.17
52	\$457.52	\$498.64	\$850.66	\$1,182.84
53	\$486.71	\$524.84	\$902.70	\$1,232.72
54	\$515.89	\$551.05	\$954.77	\$1,282.55
55	\$545.11	\$577.26	\$1,006.80	\$1,332.43
56	\$574.29	\$603.47	\$1,058.86	\$1,382.26
57	\$603.47	\$629.69	\$1,110.90	\$1,432.13
58	\$641.94	\$654.13	\$1,170.64	\$1,483.42
59	\$680.40	\$678.55	\$1,230.36	\$1,534.69
60	\$718.89	\$702.95	\$1,290.09	\$1,585.97
61	\$757.35	\$727.40	\$1,349.81	\$1,637.23
62	\$795.82	\$751.83	\$1,409.54	\$1,688.53
63	\$846.55	\$780.99	\$1,485.33	\$1,749.00
64	\$897.27	\$810.17	\$1,561.12	\$1,809.44

\$3,000 Rx Benefit Max

Age	Individual Male	Individual Female	Individual +1 Dependent	Family
0-20	\$184.84	\$257.93	\$459.10	\$771.95
21	\$187.03	\$260.06	\$461.68	\$778.09
22	\$189.22	\$262.19	\$464.26	\$784.27
23	\$191.45	\$264.32	\$466.82	\$790.45
24	\$193.64	\$266.46	\$469.40	\$796.60
25	\$195.87	\$268.60	\$471.99	\$802.79
26	\$198.06	\$270.73	\$474.53	\$808.97
27	\$200.28	\$272.84	\$477.12	\$815.15
28	\$202.47	\$274.98	\$479.70	\$821.30
29	\$204.69	\$277.10	\$482.26	\$827.48
30	\$206.88	\$279.27	\$484.84	\$833.65
31	\$219.22	\$286.98	\$486.40	\$854.73
32	\$231.54	\$294.73	\$488.01	\$875.82
33	\$243.88	\$302.44	\$489.58	\$896.88
34	\$256.20	\$310.20	\$491.16	\$917.97
35	\$261.73	\$313.21	\$496.42	\$924.38
36	\$264.47	\$314.71	\$499.06	\$927.58
37	\$267.26	\$316.21	\$501.68	\$930.79
38	\$270.01	\$317.72	\$504.33	\$933.99
39	\$278.31	\$322.23	\$512.24	\$943.61
40	\$289.33	\$328.21	\$522.78	\$956.47
41	\$300.39	\$334.24	\$533.34	\$969.28
42	\$311.44	\$340.25	\$543.87	\$982.11
43	\$321.25	\$348.20	\$557.04	\$991.00
44	\$331.06	\$356.18	\$570.23	\$999.87
45	\$340.88	\$364.12	\$583.44	\$1,008.75
46	\$350.69	\$372.10	\$596.62	\$1,017.62
47	\$360.50	\$380.05	\$609.79	\$1,026.51
48	\$381.01	\$404.95	\$660.00	\$1,060.60
49	\$401.48	\$429.85	\$710.20	\$1,094.67
50	\$421.97	\$454.75	\$760.37	\$1,128.75
51	\$442.45	\$479.67	\$810.56	\$1,162.82
52	\$462.95	\$504.56	\$860.76	\$1,196.90
53	\$492.49	\$531.08	\$913.42	\$1,247.37
54	\$522.02	\$557.60	\$966.11	\$1,297.79
55	\$551.59	\$584.12	\$1,018.76	\$1,348.25
56	\$581.12	\$610.65	\$1,071.44	\$1,398.69
57	\$610.65	\$637.17	\$1,124.10	\$1,449.15
58	\$649.57	\$661.90	\$1,184.54	\$1,501.05
59	\$688.48	\$686.62	\$1,244.98	\$1,552.92
60	\$727.44	\$711.31	\$1,305.41	\$1,604.81
61	\$766.35	\$736.04	\$1,365.85	\$1,656.68
62	\$805.27	\$760.76	\$1,426.29	\$1,708.59
63	\$856.62	\$790.26	\$1,502.97	\$1,769.77
64	\$907.93	\$819.79	\$1,579.66	\$1,830.93

ConnectiCare® 2009 Rates January – December 2009 Effective Dates



Revised 12/08

POS Upfront Deductible \$1,000 Individual/\$2,000 Family w/10/20/35 Rx

(POS-OA-25-35-UFGA)

All policyholders may be subject to a rate increase at their renewal date.
Rates are calculated as of the Applicant's age as of the effective date.

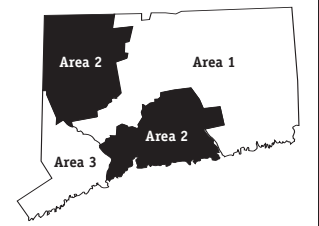
Area 2 (Litchfield, Middlesex and New Haven counties*)

Litchfield County: Barkhamsted, Bethlehem, Bridgewater, Canaan, Colebrook, Cornwall, Goshen, Harwinton, Kent, Litchfield, Morris, New Hartford, New Milford, Norfolk, North Canaan, Plymouth, Roxbury, Salisbury, Sharon, Thomaston, Torrington, Warren, Washington, Watertown, Winchester, Woodbury

Middlesex County: Chester, Clinton, Cromwell, Deep River, Durham, East Haddam, East Hampton, Essex, Haddam, Killingworth, Middlefield, Middletown, Old Saybrook, Portland, Westbrook

New Haven County: Ansonia, Bethany, Branford, Derby, East Haven, Guilford, Hamden, Madison, Meriden, Milford, New Haven, North Branford, North Haven, Orange, Seymour, Wallingford, West Haven, Woodbridge

*Note: The following towns are included in Area 1: Beacon Falls, Cheshire, Middlebury, Naugatuck, Oxford, Prospect, South Britain, Southbury, Waterbury and Wolcott.



\$1,000 Rx Benefit Max

Age	Individual Male	Individual Female	Individual +1 Dependent	Family
0-20	\$159.28	\$222.27	\$395.62	\$665.21
21	\$161.18	\$224.10	\$397.84	\$670.50
22	\$163.06	\$225.93	\$400.07	\$675.83
23	\$164.99	\$227.77	\$402.27	\$681.15
24	\$166.87	\$229.63	\$404.50	\$686.45
25	\$168.77	\$231.46	\$406.72	\$691.79
26	\$170.68	\$233.29	\$408.92	\$697.11
27	\$172.58	\$235.12	\$411.16	\$702.43
28	\$174.47	\$236.96	\$413.37	\$707.74
29	\$176.39	\$238.78	\$415.57	\$713.07
30	\$178.28	\$240.64	\$417.80	\$718.39
31	\$188.91	\$247.30	\$419.16	\$736.54
32	\$199.53	\$253.97	\$420.54	\$754.72
33	\$210.15	\$260.63	\$421.88	\$772.87
34	\$220.77	\$267.30	\$423.24	\$791.04
35	\$225.54	\$269.90	\$427.78	\$796.56
36	\$227.91	\$271.20	\$430.06	\$799.33
37	\$230.30	\$272.49	\$432.31	\$802.09
38	\$232.67	\$273.78	\$434.60	\$804.85
39	\$239.83	\$277.68	\$441.41	\$813.13
40	\$249.32	\$282.83	\$450.49	\$824.21
41	\$258.86	\$288.02	\$459.59	\$835.26
42	\$268.38	\$293.21	\$468.67	\$846.30
43	\$276.83	\$300.05	\$480.02	\$853.96
44	\$285.29	\$306.93	\$491.38	\$861.61
45	\$293.75	\$313.77	\$502.77	\$869.28
46	\$302.19	\$320.66	\$514.13	\$876.91
47	\$310.65	\$327.50	\$525.48	\$884.58
48	\$328.33	\$348.95	\$568.73	\$913.94
49	\$345.96	\$370.42	\$612.00	\$943.31
50	\$363.63	\$391.87	\$655.24	\$972.67
51	\$381.27	\$413.35	\$698.49	\$1,002.04
52	\$398.94	\$434.80	\$741.75	\$1,031.40
53	\$424.40	\$457.65	\$787.12	\$1,074.89
54	\$449.83	\$480.50	\$832.52	\$1,118.35
55	\$475.32	\$503.36	\$877.89	\$1,161.83
56	\$500.76	\$526.21	\$923.30	\$1,205.29
57	\$526.21	\$549.07	\$968.67	\$1,248.77
58	\$559.76	\$570.37	\$1,020.75	\$1,293.50
59	\$593.28	\$591.67	\$1,072.83	\$1,338.20
60	\$626.85	\$612.96	\$1,124.91	\$1,382.92
61	\$660.39	\$634.27	\$1,177.00	\$1,427.61
62	\$693.93	\$655.57	\$1,229.07	\$1,472.34
63	\$738.17	\$680.99	\$1,295.16	\$1,525.07
64	\$782.39	\$706.44	\$1,361.25	\$1,577.77

\$2,000 Rx Benefit Max

Age	Individual Male	Individual Female	Individual +1 Dependent	Family
0-20	\$164.73	\$229.88	\$409.17	\$687.99
21	\$166.70	\$231.78	\$411.46	\$693.47
22	\$168.65	\$233.68	\$413.77	\$698.97
23	\$170.64	\$235.57	\$416.04	\$704.48
24	\$172.58	\$237.50	\$418.35	\$709.96
25	\$174.55	\$239.39	\$420.65	\$715.47
26	\$176.52	\$241.28	\$422.92	\$720.98
27	\$178.49	\$243.18	\$425.23	\$726.48
28	\$180.45	\$245.07	\$427.52	\$731.97
29	\$182.42	\$246.96	\$429.80	\$737.49
30	\$184.39	\$248.89	\$432.11	\$742.98
31	\$195.37	\$255.77	\$433.51	\$761.76
32	\$206.36	\$262.68	\$434.93	\$780.56
33	\$217.34	\$269.56	\$436.34	\$799.33
34	\$228.34	\$276.46	\$437.73	\$818.13
35	\$233.26	\$279.14	\$442.42	\$823.84
36	\$235.70	\$280.48	\$444.78	\$826.70
37	\$238.19	\$281.82	\$447.11	\$829.55
38	\$240.63	\$283.16	\$449.48	\$832.41
39	\$248.04	\$287.19	\$456.53	\$840.98
40	\$257.86	\$292.52	\$465.92	\$852.44
41	\$267.72	\$297.88	\$475.33	\$863.86
42	\$277.57	\$303.25	\$484.72	\$875.29
43	\$286.31	\$310.32	\$496.46	\$883.21
44	\$295.05	\$317.45	\$508.20	\$891.11
45	\$303.81	\$324.52	\$519.99	\$899.04
46	\$312.54	\$331.64	\$531.74	\$906.94
47	\$321.29	\$338.72	\$543.47	\$914.87
48	\$339.56	\$360.90	\$588.21	\$945.24
49	\$357.81	\$383.10	\$632.96	\$975.61
50	\$376.08	\$405.29	\$677.67	\$1,005.97
51	\$394.33	\$427.50	\$722.41	\$1,036.35
52	\$412.60	\$449.68	\$767.16	\$1,066.72
53	\$438.93	\$473.31	\$814.08	\$1,111.69
54	\$465.24	\$496.96	\$861.03	\$1,156.64
55	\$491.59	\$520.60	\$907.95	\$1,201.62
56	\$517.91	\$544.23	\$954.91	\$1,246.56
57	\$544.23	\$567.87	\$1,001.84	\$1,291.53
58	\$578.92	\$589.90	\$1,055.70	\$1,337.79
59	\$613.60	\$611.94	\$1,109.57	\$1,384.02
60	\$648.32	\$633.94	\$1,163.43	\$1,430.27
61	\$683.00	\$655.99	\$1,217.29	\$1,476.50
62	\$717.69	\$678.02	\$1,271.16	\$1,522.75
63	\$763.45	\$704.31	\$1,339.51	\$1,577.29
64	\$809.18	\$730.63	\$1,407.86	\$1,631.80

\$3,000 Rx Benefit Max

Age	Individual Male	Individual Female	Individual +1 Dependent	Family
0-20	\$167.41	\$233.62	\$415.82	\$699.18
21	\$169.40	\$235.54	\$418.16	\$704.74
22	\$171.39	\$237.48	\$420.50	\$710.34
23	\$173.40	\$239.40	\$422.81	\$715.94
24	\$175.39	\$241.35	\$425.15	\$721.51
25	\$177.39	\$243.28	\$427.49	\$727.11
26	\$179.39	\$245.20	\$429.80	\$732.70
27	\$181.39	\$247.12	\$432.14	\$738.30
28	\$183.39	\$249.05	\$434.48	\$743.87
29	\$185.39	\$250.97	\$436.79	\$749.48
30	\$187.39	\$252.94	\$439.13	\$755.07
31	\$198.55	\$259.92	\$440.55	\$774.15
32	\$209.72	\$266.95	\$442.01	\$793.25
33	\$220.89	\$273.93	\$443.43	\$812.33
34	\$232.05	\$280.95	\$444.84	\$831.43
35	\$237.06	\$283.68	\$449.62	\$837.23
36	\$239.54	\$285.05	\$452.01	\$840.14
37	\$242.07	\$286.40	\$454.38	\$843.04
38	\$244.55	\$287.77	\$456.78	\$845.94
39	\$252.08	\$291.86	\$463.95	\$854.65
40	\$262.06	\$297.27	\$473.50	\$866.30
41	\$272.07	\$302.73	\$483.05	\$877.90
42	\$282.08	\$308.18	\$492.60	\$889.52
43	\$290.96	\$315.37	\$504.53	\$897.58
44	\$299.86	\$322.61	\$516.47	\$905.61
45	\$308.74	\$329.80	\$528.44	\$913.66
46	\$317.63	\$337.03	\$540.38	\$921.69
47	\$326.51	\$344.22	\$552.31	\$929.74
48	\$345.09	\$366.77	\$597.78	\$960.61
49	\$363.63	\$389.34	\$643.25	\$991.48
50	\$382.20	\$411.88	\$688.69	\$1,022.33
51	\$400.74	\$434.45	\$734.16	\$1,053.20
52	\$419.32	\$457.00	\$779.62	\$1,084.07
53	\$446.07	\$481.02	\$827.31	\$1,129.77
54	\$472.80	\$505.04	\$875.03	\$1,175.45
55	\$499.59	\$529.06	\$922.72	\$1,221.15
56	\$526.33	\$553.08	\$970.44	\$1,266.83
57	\$553.08	\$577.10	\$1,018.14	\$1,312.54
58	\$588.34	\$599.50	\$1,072.87	\$1,359.54
59	\$623.58	\$621.89	\$1,127.61	\$1,406.52
60	\$658.86	\$644.25	\$1,182.35	\$1,453.53
61	\$694.11	\$666.66	\$1,237.09	\$1,500.51
62	\$729.36	\$689.04	\$1,291.83	\$1,547.51
63	\$775.87	\$715.76	\$1,361.29	\$1,602.94
64	\$822.34	\$742.51	\$1,430.76	\$1,658.33

ConnectiCare® 2009 Rates *January – December 2009 Effective Dates*



Revised 12/08

POS Upfront Deductible \$1,000 Individual/\$2,000 Family w/15/25/40 Rx

(POS-OA-25-35-UFGA)

All policyholders may be subject to a rate increase at their renewal date.
Rates are calculated as of the Applicant's age as of the effective date.

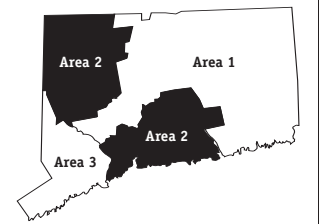
Area 2 (Litchfield, Middlesex and New Haven counties*)

Litchfield County: Barkhamsted, Bethlehem, Bridgewater, Canaan, Colebrook, Cornwall, Goshen, Harwinton, Kent, Litchfield, Morris, New Hartford, New Milford, Norfolk, North Canaan, Plymouth, Roxbury, Salisbury, Sharon, Thomaston, Torrington, Warren, Washington, Watertown, Winchester, Woodbury

Middlesex County: Chester, Clinton, Cromwell, Deep River, Durham, East Haddam, East Hampton, Essex, Haddam, Killingworth, Middlefield, Middletown, Old Saybrook, Portland, Westbrook

New Haven County: Ansonia, Bethany, Branford, Derby, East Haven, Guilford, Hamden, Madison, Meriden, Milford, New Haven, North Branford, North Haven, Orange, Seymour, Wallingford, West Haven, Woodbridge

*Note: The following towns are included in Area 1: Beacon Falls, Cheshire, Middlebury, Naugatuck, Oxford, Prospect, South Britain, Southbury, Waterbury and Wolcott.



\$1,000 Rx Benefit Max

Age	Individual Male	Individual Female	Individual +1 Dependent	Family
0-20	\$157.44	\$219.69	\$391.04	\$657.52
21	\$159.32	\$221.51	\$393.24	\$662.75
22	\$161.18	\$223.33	\$395.44	\$668.01
23	\$163.07	\$225.13	\$397.62	\$673.27
24	\$164.94	\$226.97	\$399.82	\$678.51
25	\$166.83	\$228.78	\$402.02	\$683.79
26	\$168.70	\$230.60	\$404.19	\$689.05
27	\$170.59	\$232.41	\$406.39	\$694.31
28	\$172.46	\$234.21	\$408.59	\$699.54
29	\$174.35	\$236.02	\$410.76	\$704.81
30	\$176.22	\$237.86	\$412.97	\$710.08
31	\$186.72	\$244.44	\$414.30	\$728.02
32	\$197.22	\$251.04	\$415.67	\$745.98
33	\$207.72	\$257.62	\$417.01	\$763.92
34	\$218.22	\$264.21	\$418.34	\$781.88
35	\$222.93	\$266.78	\$422.83	\$787.35
36	\$225.26	\$268.06	\$425.08	\$790.09
37	\$227.63	\$269.34	\$427.31	\$792.80
38	\$229.97	\$270.62	\$429.57	\$795.54
39	\$237.06	\$274.46	\$436.31	\$803.73
40	\$246.44	\$279.56	\$445.28	\$814.68
41	\$255.86	\$284.69	\$454.27	\$825.60
42	\$265.27	\$289.82	\$463.25	\$836.52
43	\$273.63	\$296.58	\$474.46	\$844.09
44	\$281.98	\$303.39	\$485.69	\$851.64
45	\$290.35	\$310.15	\$496.96	\$859.23
46	\$298.70	\$316.95	\$508.18	\$866.77
47	\$307.05	\$323.72	\$519.40	\$874.34
48	\$324.53	\$344.91	\$562.16	\$903.37
49	\$341.96	\$366.14	\$604.92	\$932.40
50	\$359.42	\$387.34	\$647.65	\$961.41
51	\$376.87	\$408.57	\$690.41	\$990.44
52	\$394.33	\$429.76	\$733.17	\$1,019.47
53	\$419.49	\$452.36	\$778.02	\$1,062.45
54	\$444.63	\$474.94	\$822.89	\$1,105.41
55	\$469.82	\$497.54	\$867.74	\$1,148.39
56	\$494.97	\$520.12	\$912.61	\$1,191.35
57	\$520.12	\$542.72	\$957.47	\$1,234.33
58	\$553.28	\$563.78	\$1,008.94	\$1,278.53
59	\$586.42	\$584.83	\$1,060.43	\$1,322.72
60	\$619.59	\$605.86	\$1,111.90	\$1,366.92
61	\$652.75	\$626.93	\$1,163.38	\$1,411.10
62	\$685.90	\$647.99	\$1,214.85	\$1,455.31
63	\$729.63	\$673.11	\$1,280.17	\$1,507.43
64	\$773.34	\$698.27	\$1,345.50	\$1,559.52

\$2,000 Rx Benefit Max

Age	Individual Male	Individual Female	Individual +1 Dependent	Family
0-20	\$161.98	\$226.04	\$402.33	\$676.49
21	\$163.91	\$227.90	\$404.59	\$681.88
22	\$165.83	\$229.77	\$406.86	\$687.30
23	\$167.78	\$231.63	\$409.09	\$692.70
24	\$169.70	\$233.53	\$411.36	\$698.10
25	\$171.64	\$235.39	\$413.62	\$703.52
26	\$173.57	\$237.25	\$415.86	\$708.94
27	\$175.51	\$239.11	\$418.13	\$714.35
28	\$177.44	\$240.97	\$420.39	\$719.74
29	\$179.38	\$242.83	\$422.62	\$725.16
30	\$181.30	\$244.72	\$424.89	\$730.58
31	\$192.11	\$251.49	\$426.26	\$749.04
32	\$202.91	\$258.29	\$427.66	\$767.52
33	\$213.72	\$265.05	\$429.04	\$785.97
34	\$224.52	\$271.84	\$430.41	\$804.46
35	\$229.36	\$274.48	\$435.03	\$810.08
36	\$231.77	\$275.80	\$437.34	\$812.89
37	\$234.21	\$277.11	\$439.64	\$815.68
38	\$236.61	\$278.43	\$441.96	\$818.50
39	\$243.90	\$282.39	\$448.90	\$826.92
40	\$253.56	\$287.63	\$458.14	\$838.19
41	\$263.25	\$292.91	\$467.38	\$849.42
42	\$272.93	\$298.19	\$476.62	\$860.66
43	\$281.53	\$305.14	\$488.16	\$868.46
44	\$290.13	\$312.14	\$499.72	\$876.22
45	\$298.73	\$319.09	\$511.30	\$884.02
46	\$307.32	\$326.10	\$522.85	\$891.79
47	\$315.92	\$333.06	\$534.39	\$899.58
48	\$333.89	\$354.86	\$578.38	\$929.45
49	\$351.84	\$376.70	\$622.38	\$959.31
50	\$369.80	\$398.51	\$666.35	\$989.17
51	\$387.74	\$420.36	\$710.34	\$1,019.03
52	\$405.71	\$442.17	\$754.33	\$1,048.90
53	\$431.59	\$465.40	\$800.47	\$1,093.12
54	\$457.47	\$488.65	\$846.65	\$1,137.31
55	\$483.38	\$511.90	\$892.78	\$1,181.54
56	\$509.25	\$535.13	\$938.95	\$1,225.73
57	\$535.13	\$558.38	\$985.10	\$1,269.95
58	\$569.25	\$580.05	\$1,038.07	\$1,315.43
59	\$603.35	\$601.71	\$1,091.03	\$1,360.90
60	\$637.48	\$623.35	\$1,143.99	\$1,406.37
61	\$671.59	\$645.03	\$1,196.96	\$1,451.83
62	\$705.70	\$666.69	\$1,249.91	\$1,497.31
63	\$750.69	\$692.54	\$1,317.13	\$1,550.94
64	\$795.66	\$718.42	\$1,384.34	\$1,604.53

\$3,000 Rx Benefit Max

Age	Individual Male	Individual Female	Individual +1 Dependent	Family
0-20	\$164.15	\$229.07	\$407.73	\$685.56
21	\$166.11	\$230.95	\$410.01	\$691.01
22	\$168.05	\$232.84	\$412.31	\$696.50
23	\$170.03	\$234.74	\$414.58	\$701.98
24	\$171.97	\$236.65	\$416.88	\$707.45
25	\$173.94	\$238.54	\$419.17	\$712.95
26	\$175.90	\$240.43	\$421.42	\$718.43
27	\$177.86	\$242.31	\$423.73	\$723.92
28	\$179.82	\$244.20	\$426.02	\$729.38
29	\$181.78	\$246.09	\$428.28	\$734.88
30	\$183.74	\$248.01	\$430.59	\$740.36
31	\$194.69	\$254.86	\$431.97	\$759.07
32	\$205.63	\$261.75	\$433.39	\$777.80
33	\$216.58	\$268.60	\$434.79	\$796.50
34	\$227.52	\$275.48	\$436.18	\$815.24
35	\$232.44	\$278.16	\$440.87	\$820.93
36	\$234.87	\$279.49	\$443.21	\$823.78
37	\$237.34	\$280.82	\$445.53	\$826.62
38	\$239.79	\$282.16	\$447.89	\$829.47
39	\$247.17	\$286.17	\$454.91	\$838.01
40	\$256.96	\$291.48	\$464.27	\$849.42
41	\$266.77	\$296.83	\$473.65	\$860.80
42	\$276.58	\$302.18	\$483.00	\$872.19
43	\$285.30	\$309.23	\$494.70	\$880.09
44	\$294.02	\$316.33	\$506.41	\$887.97
45	\$302.73	\$323.37	\$518.15	\$895.87
46	\$311.44	\$330.46	\$529.85	\$903.74
47	\$320.15	\$337.52	\$541.55	\$911.63
48	\$338.37	\$359.62	\$586.14	\$941.90
49	\$356.55	\$381.75	\$630.72	\$972.16
50	\$374.75	\$403.86	\$675.28	\$1,002.42
51	\$392.94	\$425.99	\$719.86	\$1,032.68
52	\$411.15	\$448.09	\$764.44	\$1,062.95
53	\$437.37	\$471.64	\$811.20	\$1,107.77
54	\$463.59	\$495.20	\$857.98	\$1,152.55
55	\$489.86	\$518.76	\$904.74	\$1,197.36
56	\$516.08	\$542.31	\$951.53	\$1,242.16
57	\$542.31	\$565.86	\$998.30	\$1,286.97
58	\$576.88	\$587.83	\$1,051.97	\$1,333.06
59	\$611.43	\$609.77	\$1,105.65	\$1,379.12
60	\$646.03	\$631.70	\$1,159.32	\$1,425.21
61	\$680.59	\$653.67	\$1,213.00	\$1,471.28
62	\$715.16	\$675.62	\$1,266.67	\$1,517.37
63	\$760.75	\$701.81	\$1,334.77	\$1,571.72
64	\$806.32	\$728.04	\$1,402.88	\$1,626.03

ConnectiCare® 2009 Rates *January – December 2009 Effective Dates*



Revised 12/08

POS Upfront Deductible \$2,000 Individual/\$4,000 Family w/10/20/35 Rx

(POS-OA-25-35-UFTA)

All policyholders may be subject to a rate increase at their renewal date.
Rates are calculated as of the Applicant's age as of the effective date.

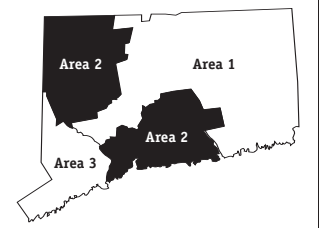
Area 2 (Litchfield, Middlesex and New Haven counties*)

Litchfield County: Barkhamsted, Bethlehem, Bridgewater, Canaan, Colebrook, Cornwall, Goshen, Harwinton, Kent, Litchfield, Morris, New Hartford, New Milford, Norfolk, North Canaan, Plymouth, Roxbury, Salisbury, Sharon, Thomaston, Torrington, Warren, Washington, Watertown, Winchester, Woodbury

Middlesex County: Chester, Clinton, Cromwell, Deep River, Durham, East Haddam, East Hampton, Essex, Haddam, Killingworth, Middlefield, Middletown, Old Saybrook, Portland, Westbrook

New Haven County: Ansonia, Bethany, Branford, Derby, East Haven, Guilford, Hamden, Madison, Meriden, Milford, New Haven, North Branford, North Haven, Orange, Seymour, Wallingford, West Haven, Woodbridge

*Note: The following towns are included in Area 1: Beacon Falls, Cheshire, Middlebury, Naugatuck, Oxford, Prospect, South Britain, Southbury, Waterbury and Wolcott.



\$1,000 Rx Benefit Max

Age	Individual Male	Individual Female	Individual +1 Dependent	Family
0-20	\$134.86	\$188.19	\$334.96	\$563.22
21	\$136.47	\$189.75	\$336.84	\$567.69
22	\$138.06	\$191.29	\$338.73	\$572.20
23	\$139.68	\$192.84	\$340.59	\$576.71
24	\$141.28	\$194.41	\$342.47	\$581.20
25	\$142.90	\$195.97	\$344.36	\$585.72
26	\$144.51	\$197.53	\$346.22	\$590.23
27	\$146.13	\$199.07	\$348.11	\$594.74
28	\$147.72	\$200.63	\$349.99	\$599.23
29	\$149.34	\$202.17	\$351.86	\$603.74
30	\$150.94	\$203.75	\$353.74	\$608.24
31	\$159.94	\$209.38	\$354.89	\$623.60
32	\$168.94	\$215.03	\$356.06	\$638.99
33	\$177.92	\$220.67	\$357.20	\$654.37
34	\$186.93	\$226.32	\$358.34	\$669.76
35	\$190.96	\$228.52	\$362.19	\$674.43
36	\$192.97	\$229.62	\$364.12	\$676.77
37	\$194.99	\$230.71	\$366.03	\$679.11
38	\$197.00	\$231.81	\$367.96	\$681.45
39	\$203.05	\$235.10	\$373.74	\$688.46
40	\$211.09	\$239.46	\$381.41	\$697.84
41	\$219.17	\$243.86	\$389.13	\$707.20
42	\$227.23	\$248.25	\$396.81	\$716.54
43	\$234.39	\$254.05	\$406.42	\$723.03
44	\$241.55	\$259.87	\$416.04	\$729.50
45	\$248.71	\$265.66	\$425.68	\$736.00
46	\$255.86	\$271.49	\$435.30	\$742.45
47	\$263.01	\$277.29	\$444.91	\$748.96
48	\$277.98	\$295.45	\$481.54	\$773.81
49	\$292.92	\$313.63	\$518.17	\$798.68
50	\$307.88	\$331.79	\$554.77	\$823.54
51	\$322.82	\$349.97	\$591.40	\$848.40
52	\$337.77	\$368.13	\$628.02	\$873.26
53	\$359.33	\$387.48	\$666.44	\$910.09
54	\$380.87	\$406.83	\$704.88	\$946.88
55	\$402.43	\$426.18	\$743.30	\$983.69
56	\$423.99	\$445.53	\$781.74	\$1,020.49
57	\$445.53	\$464.89	\$820.15	\$1,057.30
58	\$473.93	\$482.92	\$864.25	\$1,095.18
59	\$502.32	\$500.96	\$908.35	\$1,133.02
60	\$530.74	\$518.98	\$952.43	\$1,170.89
61	\$559.13	\$537.02	\$996.53	\$1,208.72
62	\$587.53	\$555.06	\$1,040.62	\$1,246.60
63	\$624.99	\$576.58	\$1,096.58	\$1,291.24
64	\$662.43	\$598.13	\$1,152.54	\$1,335.86

\$2,000 Rx Benefit Max

Age	Individual Male	Individual Female	Individual +1 Dependent	Family
0-20	\$140.32	\$195.81	\$348.51	\$585.99
21	\$141.98	\$197.42	\$350.46	\$590.66
22	\$143.64	\$199.03	\$352.43	\$595.35
23	\$145.33	\$200.65	\$354.36	\$600.04
24	\$146.99	\$202.28	\$356.33	\$604.71
25	\$148.68	\$203.90	\$358.29	\$609.40
26	\$150.35	\$205.52	\$360.22	\$614.10
27	\$152.04	\$207.12	\$362.19	\$618.79
28	\$153.69	\$208.74	\$364.14	\$623.46
29	\$155.38	\$210.35	\$366.09	\$628.15
30	\$157.05	\$211.99	\$368.05	\$632.83
31	\$166.40	\$217.85	\$369.24	\$648.82
32	\$175.77	\$223.74	\$370.45	\$664.83
33	\$185.12	\$229.60	\$371.65	\$680.83
34	\$194.49	\$235.48	\$372.83	\$696.84
35	\$198.69	\$237.76	\$376.83	\$701.71
36	\$200.76	\$238.90	\$378.85	\$704.14
37	\$202.88	\$240.04	\$380.83	\$706.58
38	\$204.96	\$241.18	\$382.84	\$709.00
39	\$211.27	\$244.61	\$388.85	\$716.31
40	\$219.63	\$249.15	\$396.84	\$726.07
41	\$228.02	\$253.72	\$404.87	\$735.80
42	\$236.42	\$258.29	\$412.86	\$745.53
43	\$243.87	\$264.32	\$422.86	\$752.27
44	\$251.31	\$270.38	\$432.87	\$759.00
45	\$258.77	\$276.41	\$442.90	\$765.76
46	\$266.21	\$282.47	\$452.91	\$772.49
47	\$273.66	\$288.51	\$462.90	\$779.25
48	\$289.22	\$307.40	\$501.02	\$805.11
49	\$304.76	\$326.31	\$539.12	\$830.98
50	\$320.33	\$345.21	\$577.20	\$856.84
51	\$335.88	\$364.12	\$615.32	\$882.71
52	\$351.43	\$383.01	\$653.42	\$908.58
53	\$373.86	\$403.15	\$693.39	\$946.89
54	\$396.27	\$423.29	\$733.38	\$985.17
55	\$418.71	\$443.42	\$773.35	\$1,023.48
56	\$441.14	\$463.55	\$813.35	\$1,061.76
57	\$463.55	\$483.68	\$853.32	\$1,100.06
58	\$493.10	\$502.45	\$899.21	\$1,139.47
59	\$522.64	\$521.22	\$945.08	\$1,178.84
60	\$552.20	\$539.97	\$990.95	\$1,218.24
61	\$581.75	\$558.74	\$1,036.82	\$1,257.61
62	\$611.29	\$577.51	\$1,082.71	\$1,297.01
63	\$650.27	\$599.90	\$1,140.94	\$1,343.46
64	\$689.22	\$622.31	\$1,199.15	\$1,389.88

\$3,000 Rx Benefit Max

Age	Individual Male	Individual Female	Individual +1 Dependent	Family
0-20	\$142.99	\$199.54	\$355.16	\$597.18
21	\$144.69	\$201.19	\$357.16	\$601.93
22	\$146.38	\$202.83	\$359.16	\$606.72
23	\$148.10	\$204.48	\$361.13	\$611.50
24	\$149.80	\$206.14	\$363.12	\$616.25
25	\$151.52	\$207.79	\$365.13	\$621.05
26	\$153.22	\$209.44	\$367.10	\$625.82
27	\$154.94	\$211.07	\$369.10	\$630.61
28	\$156.63	\$212.72	\$371.10	\$635.36
29	\$158.35	\$214.36	\$373.08	\$640.14
30	\$160.05	\$216.04	\$375.07	\$644.93
31	\$169.59	\$222.01	\$376.29	\$661.21
32	\$179.12	\$228.01	\$377.53	\$677.53
33	\$188.66	\$233.97	\$378.75	\$693.83
34	\$198.21	\$239.97	\$379.95	\$710.15
35	\$202.48	\$242.30	\$384.03	\$715.10
36	\$204.60	\$243.47	\$386.08	\$717.59
37	\$206.76	\$244.62	\$388.10	\$720.07
38	\$208.88	\$245.79	\$390.15	\$722.53
39	\$215.31	\$249.28	\$396.27	\$729.97
40	\$223.83	\$253.90	\$404.42	\$739.93
41	\$232.38	\$258.56	\$412.59	\$749.84
42	\$240.93	\$263.23	\$420.74	\$759.76
43	\$248.52	\$269.36	\$430.93	\$766.65
44	\$256.11	\$275.54	\$441.13	\$773.50
45	\$263.70	\$281.69	\$451.35	\$780.38
46	\$271.30	\$287.86	\$461.55	\$787.24
47	\$278.88	\$294.02	\$471.74	\$794.12
48	\$294.75	\$313.27	\$510.59	\$820.48
49	\$310.59	\$332.55	\$549.41	\$846.85
50	\$326.44	\$351.80	\$588.22	\$873.20
51	\$342.29	\$371.07	\$627.06	\$899.56
52	\$358.15	\$390.33	\$665.89	\$925.93
53	\$381.00	\$410.85	\$706.63	\$964.97
54	\$403.84	\$431.37	\$747.39	\$1,003.98
55	\$426.71	\$451.88	\$788.12	\$1,043.01
56	\$449.56	\$472.40	\$828.89	\$1,082.03
57	\$472.40	\$492.92	\$869.62	\$1,121.07
58	\$502.51	\$512.05	\$916.37	\$1,161.22
59	\$532.62	\$531.18	\$963.12	\$1,201.34
60	\$562.75	\$550.28	\$1,009.87	\$1,241.50
61	\$592.85	\$569.40	\$1,056.62	\$1,281.62
62	\$622.96	\$588.53	\$1,103.38	\$1,321.77
63	\$662.69	\$611.35	\$1,162.72	\$1,369.11
64	\$702.38	\$634.20	\$1,222.05	\$1,416.42

ConnectiCare® 2009 Rates January – December 2009 Effective Dates



Revised 12/08

POS Upfront Deductible \$2,000 Individual/\$4,000 Family w/15/25/40 Rx

(POS-OA-25-35-UFTA)

All policyholders may be subject to a rate increase at their renewal date.
Rates are calculated as of the Applicant's age as of the effective date.

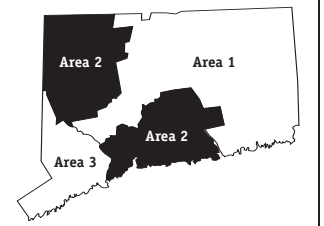
Area 2 (Litchfield, Middlesex and New Haven counties*)

Litchfield County: Barkhamsted, Bethlehem, Bridgewater, Canaan, Colebrook, Cornwall, Goshen, Harwinton, Kent, Litchfield, Morris, New Hartford, New Milford, Norfolk, North Canaan, Plymouth, Roxbury, Salisbury, Sharon, Thomaston, Torrington, Warren, Washington, Watertown, Winchester, Woodbury

Middlesex County: Chester, Clinton, Cromwell, Deep River, Durham, East Haddam, East Hampton, Essex, Haddam, Killingworth, Middlefield, Middletown, Old Saybrook, Portland, Westbrook

New Haven County: Ansonia, Bethany, Branford, Derby, East Haven, Guilford, Hamden, Madison, Meriden, Milford, New Haven, North Branford, North Haven, Orange, Seymour, Wallingford, West Haven, Woodbridge

*Note: The following towns are included in Area 1: Beacon Falls, Cheshire, Middlebury, Naugatuck, Oxford, Prospect, South Britain, Southbury, Waterbury and Wolcott.



\$1,000 Rx Benefit Max

Age	Individual Male	Individual Female	Individual +1 Dependent	Family
0-20	\$133.02	\$185.62	\$330.38	\$555.52
21	\$134.61	\$187.16	\$332.24	\$559.94
22	\$136.17	\$188.68	\$334.10	\$564.39
23	\$137.77	\$190.21	\$335.94	\$568.83
24	\$139.35	\$191.76	\$337.79	\$573.26
25	\$140.96	\$193.29	\$339.65	\$577.72
26	\$142.53	\$194.83	\$341.50	\$582.17
27	\$144.13	\$196.36	\$343.35	\$586.62
28	\$145.70	\$197.88	\$345.21	\$591.03
29	\$147.31	\$199.41	\$347.04	\$595.48
30	\$148.89	\$200.97	\$348.91	\$599.93
31	\$157.75	\$206.52	\$350.04	\$615.08
32	\$166.63	\$212.10	\$351.20	\$630.26
33	\$175.49	\$217.66	\$352.33	\$645.42
34	\$184.38	\$223.24	\$353.45	\$660.60
35	\$188.36	\$225.39	\$357.24	\$665.22
36	\$190.32	\$226.48	\$359.15	\$667.53
37	\$192.33	\$227.56	\$361.03	\$669.83
38	\$194.30	\$228.64	\$362.93	\$672.13
39	\$200.28	\$231.89	\$368.63	\$679.05
40	\$208.21	\$236.19	\$376.20	\$688.31
41	\$216.16	\$240.53	\$383.81	\$697.54
42	\$224.12	\$244.87	\$391.39	\$706.76
43	\$231.19	\$250.58	\$400.87	\$713.16
44	\$238.24	\$256.33	\$410.35	\$719.53
45	\$245.31	\$262.04	\$419.87	\$725.94
46	\$252.37	\$267.78	\$429.35	\$732.32
47	\$259.42	\$273.51	\$438.83	\$738.72
48	\$274.19	\$291.41	\$474.96	\$763.24
49	\$288.92	\$309.34	\$511.08	\$787.77
50	\$303.66	\$327.26	\$547.19	\$812.29
51	\$318.41	\$345.19	\$583.32	\$836.80
52	\$333.16	\$363.09	\$619.44	\$861.33
53	\$354.42	\$382.19	\$657.33	\$897.65
54	\$375.66	\$401.27	\$695.25	\$933.94
55	\$396.94	\$420.36	\$733.14	\$970.25
56	\$418.20	\$439.44	\$771.05	\$1,006.54
57	\$439.44	\$458.53	\$808.95	\$1,042.86
58	\$467.46	\$476.33	\$852.44	\$1,080.21
59	\$495.46	\$494.12	\$895.94	\$1,117.54
60	\$523.48	\$511.89	\$939.42	\$1,154.89
61	\$551.50	\$529.68	\$982.91	\$1,192.21
62	\$579.50	\$547.48	\$1,026.40	\$1,229.57
63	\$616.45	\$568.70	\$1,081.60	\$1,273.60
64	\$653.38	\$589.95	\$1,136.78	\$1,317.61

\$2,000 Rx Benefit Max

Age	Individual Male	Individual Female	Individual +1 Dependent	Family
0-20	\$137.57	\$191.96	\$341.67	\$574.49
21	\$139.20	\$193.55	\$343.59	\$579.07
22	\$140.82	\$195.12	\$345.52	\$583.67
23	\$142.47	\$196.71	\$347.41	\$588.26
24	\$144.11	\$198.31	\$349.33	\$592.84
25	\$145.77	\$199.90	\$351.26	\$597.46
26	\$147.40	\$201.49	\$353.16	\$602.06
27	\$149.06	\$203.06	\$355.08	\$606.66
28	\$150.68	\$204.64	\$357.01	\$611.23
29	\$152.34	\$206.22	\$358.90	\$615.83
30	\$153.96	\$207.83	\$360.82	\$620.43
31	\$163.15	\$213.58	\$361.99	\$636.10
32	\$172.32	\$219.35	\$363.19	\$651.80
33	\$181.50	\$225.09	\$364.36	\$667.48
34	\$190.68	\$230.86	\$365.52	\$683.18
35	\$194.79	\$233.10	\$369.45	\$687.95
36	\$196.82	\$234.22	\$371.41	\$690.33
37	\$198.90	\$235.33	\$373.36	\$692.71
38	\$200.94	\$236.46	\$375.33	\$695.09
39	\$207.12	\$239.82	\$381.22	\$702.25
40	\$215.33	\$244.26	\$389.06	\$711.82
41	\$223.55	\$248.74	\$396.92	\$721.36
42	\$231.78	\$253.23	\$404.76	\$730.90
43	\$239.08	\$259.13	\$414.56	\$737.53
44	\$246.38	\$265.08	\$424.38	\$744.11
45	\$253.69	\$270.98	\$434.21	\$750.74
46	\$260.99	\$276.93	\$444.02	\$757.33
47	\$268.29	\$282.85	\$453.82	\$763.96
48	\$283.55	\$301.36	\$491.19	\$789.31
49	\$298.79	\$319.91	\$528.55	\$814.68
50	\$314.05	\$338.43	\$565.88	\$840.04
51	\$329.28	\$356.98	\$603.25	\$865.39
52	\$344.54	\$375.50	\$640.60	\$890.76
53	\$366.52	\$395.24	\$679.79	\$928.32
54	\$388.50	\$414.98	\$719.00	\$965.84
55	\$410.49	\$434.72	\$758.19	\$1,003.40
56	\$432.48	\$454.45	\$797.39	\$1,040.93
57	\$454.45	\$474.20	\$836.58	\$1,078.48
58	\$483.43	\$492.60	\$881.57	\$1,117.11
59	\$512.39	\$510.99	\$926.54	\$1,155.71
60	\$541.36	\$529.37	\$971.51	\$1,194.34
61	\$570.34	\$547.78	\$1,016.49	\$1,232.94
62	\$599.30	\$566.18	\$1,061.47	\$1,271.57
63	\$637.51	\$588.13	\$1,118.55	\$1,317.11
64	\$675.70	\$610.11	\$1,175.62	\$1,362.62

\$3,000 Rx Benefit Max

Age	Individual Male	Individual Female	Individual +1 Dependent	Family
0-20	\$139.74	\$194.99	\$347.06	\$583.56
21	\$141.39	\$196.60	\$349.01	\$588.20
22	\$143.04	\$198.20	\$350.96	\$592.88
23	\$144.72	\$199.82	\$352.90	\$597.55
24	\$146.38	\$201.44	\$354.85	\$602.20
25	\$148.07	\$203.05	\$356.80	\$606.88
26	\$149.73	\$204.66	\$358.73	\$611.55
27	\$151.41	\$206.26	\$360.68	\$616.22
28	\$153.06	\$207.88	\$362.64	\$620.88
29	\$154.74	\$209.48	\$364.57	\$625.55
30	\$156.40	\$211.11	\$366.52	\$630.21
31	\$165.72	\$216.95	\$367.70	\$646.14
32	\$175.03	\$222.81	\$368.92	\$662.08
33	\$184.36	\$228.64	\$370.11	\$678.01
34	\$193.68	\$234.50	\$371.29	\$693.95
35	\$197.86	\$236.77	\$375.28	\$698.80
36	\$199.93	\$237.91	\$377.27	\$701.22
37	\$202.04	\$239.04	\$379.25	\$703.64
38	\$204.11	\$240.18	\$381.25	\$706.06
39	\$210.39	\$243.59	\$387.24	\$713.33
40	\$218.73	\$248.11	\$395.20	\$723.05
41	\$227.07	\$252.67	\$403.19	\$732.74
42	\$235.43	\$257.22	\$411.15	\$742.43
43	\$242.86	\$263.23	\$421.10	\$749.16
44	\$250.27	\$269.26	\$431.07	\$755.86
45	\$257.69	\$275.26	\$441.06	\$762.59
46	\$265.11	\$281.29	\$451.02	\$769.28
47	\$272.52	\$287.31	\$460.98	\$776.01
48	\$288.03	\$306.13	\$498.94	\$801.77
49	\$303.50	\$324.96	\$536.89	\$827.53
50	\$318.99	\$343.78	\$574.81	\$853.29
51	\$334.48	\$362.62	\$612.76	\$879.04
52	\$349.97	\$381.42	\$650.71	\$904.81
53	\$372.31	\$401.48	\$690.51	\$942.96
54	\$394.63	\$421.53	\$730.34	\$981.08
55	\$416.98	\$441.58	\$770.15	\$1,019.23
56	\$439.31	\$461.63	\$809.97	\$1,057.35
57	\$461.63	\$481.68	\$849.78	\$1,095.50
58	\$491.05	\$500.38	\$895.47	\$1,134.74
59	\$520.47	\$519.05	\$941.16	\$1,173.94
60	\$549.91	\$537.73	\$986.84	\$1,213.18
61	\$579.34	\$556.42	\$1,032.53	\$1,252.39
62	\$608.75	\$575.11	\$1,078.22	\$1,291.63
63	\$647.57	\$597.40	\$1,136.19	\$1,337.88
64	\$686.36	\$619.73	\$1,194.17	\$1,384.11

ConnectiCare® 2009 Rates *January – December 2009 Effective Dates*



Revised 12/08

POS 25/35 Hospital Copay \$500 w/10/20/35 Rx

(POS-OA-25-35-AJLA)

All policyholders may be subject to a rate increase at their renewal date.
Rates are calculated as of the Applicant's age as of the effective date.

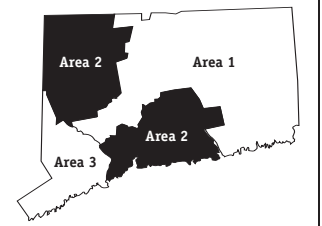
Area 2 (Litchfield, Middlesex and New Haven counties*)

Litchfield County: Barkhamsted, Bethlehem, Bridgewater, Canaan, Colebrook, Cornwall, Goshen, Harwinton, Kent, Litchfield, Morris, New Hartford, New Milford, Norfolk, North Canaan, Plymouth, Roxbury, Salisbury, Sharon, Thomaston, Torrington, Warren, Washington, Watertown, Winchester, Woodbury

Middlesex County: Chester, Clinton, Cromwell, Deep River, Durham, East Haddam, East Hampton, Essex, Haddam, Killingworth, Middlefield, Middletown, Old Saybrook, Portland, Westbrook

New Haven County: Ansonia, Bethany, Branford, Derby, East Haven, Guilford, Hamden, Madison, Meriden, Milford, New Haven, North Branford, North Haven, Orange, Seymour, Wallingford, West Haven, Woodbridge

*Note: The following towns are included in Area 1: Beacon Falls, Cheshire, Middlebury, Naugatuck, Oxford, Prospect, South Britain, Southbury, Waterbury and Wolcott.



\$1,000 Rx Benefit Max

Age	Individual Male	Individual Female	Individual +1 Dependent	Family
0-20	\$189.69	\$264.71	\$471.17	\$792.22
21	\$191.95	\$266.90	\$473.81	\$798.52
22	\$194.20	\$269.07	\$476.46	\$804.87
23	\$196.48	\$271.26	\$479.07	\$811.22
24	\$198.73	\$273.47	\$481.73	\$817.53
25	\$201.01	\$275.65	\$484.38	\$823.87
26	\$203.26	\$277.83	\$486.99	\$830.22
27	\$205.54	\$280.02	\$489.66	\$836.56
28	\$207.79	\$282.20	\$492.31	\$842.87
29	\$210.07	\$284.38	\$494.92	\$849.21
30	\$212.32	\$286.59	\$497.57	\$855.56
31	\$224.98	\$294.51	\$499.19	\$877.17
32	\$237.63	\$302.46	\$500.83	\$898.82
33	\$250.28	\$310.39	\$502.43	\$920.44
34	\$262.93	\$318.34	\$504.05	\$942.09
35	\$268.60	\$321.44	\$509.46	\$948.66
36	\$271.43	\$322.97	\$512.17	\$951.95
37	\$274.28	\$324.52	\$514.85	\$955.24
38	\$277.10	\$326.06	\$517.58	\$958.52
39	\$285.62	\$330.70	\$525.70	\$968.39
40	\$296.93	\$336.83	\$536.51	\$981.59
41	\$308.28	\$343.01	\$547.35	\$994.74
42	\$319.62	\$349.19	\$558.16	\$1,007.90
43	\$329.69	\$357.34	\$571.68	\$1,017.02
44	\$339.77	\$365.53	\$585.20	\$1,026.12
45	\$349.83	\$373.69	\$598.76	\$1,035.26
46	\$359.89	\$381.88	\$612.29	\$1,044.35
47	\$369.96	\$390.04	\$625.81	\$1,053.48
48	\$391.01	\$415.58	\$677.33	\$1,088.45
49	\$412.02	\$441.15	\$728.85	\$1,123.42
50	\$433.07	\$466.69	\$780.35	\$1,158.39
51	\$454.08	\$492.27	\$831.86	\$1,193.36
52	\$475.11	\$517.81	\$883.38	\$1,228.34
53	\$505.42	\$545.03	\$937.41	\$1,280.13
54	\$535.73	\$572.24	\$991.48	\$1,331.89
55	\$566.07	\$599.47	\$1,045.52	\$1,383.67
56	\$596.39	\$626.69	\$1,099.59	\$1,435.42
57	\$626.69	\$653.91	\$1,153.63	\$1,487.21
58	\$666.63	\$679.28	\$1,215.65	\$1,540.48
59	\$706.56	\$704.65	\$1,277.68	\$1,593.71
60	\$746.54	\$729.99	\$1,339.69	\$1,646.97
61	\$786.48	\$755.37	\$1,401.73	\$1,700.20
62	\$826.42	\$780.74	\$1,463.75	\$1,753.47
63	\$879.11	\$811.01	\$1,524.45	\$1,816.26
64	\$931.78	\$841.33	\$1,621.16	\$1,879.02

\$2,000 Rx Benefit Max

Age	Individual Male	Individual Female	Individual +1 Dependent	Family
0-20	\$195.15	\$272.33	\$484.71	\$815.00
21	\$197.47	\$274.57	\$487.43	\$821.49
22	\$199.79	\$276.81	\$490.16	\$828.01
23	\$202.13	\$279.06	\$492.84	\$834.54
24	\$204.44	\$281.33	\$495.58	\$841.04
25	\$206.79	\$283.58	\$498.31	\$847.55
26	\$209.10	\$285.82	\$501.00	\$854.09
27	\$211.45	\$288.07	\$503.74	\$860.61
28	\$213.76	\$290.31	\$506.45	\$867.10
29	\$216.10	\$292.56	\$509.15	\$873.63
30	\$218.42	\$294.83	\$511.88	\$880.15
31	\$231.44	\$302.98	\$513.54	\$902.39
32	\$244.46	\$311.17	\$515.23	\$924.66
33	\$257.48	\$319.32	\$516.89	\$946.90
34	\$270.49	\$327.50	\$518.54	\$969.17
35	\$276.33	\$330.68	\$524.10	\$975.94
36	\$279.23	\$332.25	\$526.90	\$979.32
37	\$282.17	\$333.85	\$529.66	\$982.70
38	\$285.06	\$335.43	\$532.46	\$986.08
39	\$293.83	\$340.20	\$540.81	\$996.23
40	\$305.47	\$346.52	\$551.94	\$1,009.81
41	\$317.14	\$352.88	\$563.08	\$1,023.34
42	\$328.81	\$359.23	\$574.21	\$1,036.89
43	\$339.17	\$367.61	\$588.12	\$1,046.26
44	\$349.53	\$376.04	\$602.03	\$1,055.62
45	\$359.89	\$384.44	\$615.98	\$1,065.02
46	\$370.24	\$392.87	\$629.89	\$1,074.38
47	\$380.61	\$401.25	\$643.81	\$1,083.77
48	\$402.25	\$427.53	\$696.81	\$1,119.75
49	\$423.87	\$453.83	\$749.81	\$1,155.73
50	\$445.52	\$480.11	\$802.78	\$1,191.69
51	\$467.13	\$506.42	\$855.78	\$1,227.67
52	\$488.77	\$532.69	\$908.78	\$1,263.65
53	\$519.96	\$560.69	\$964.37	\$1,316.94
54	\$551.13	\$588.70	\$1,019.99	\$1,370.18
55	\$582.34	\$616.71	\$1,075.57	\$1,423.46
56	\$613.54	\$644.71	\$1,131.21	\$1,476.69
57	\$644.71	\$672.71	\$1,186.80	\$1,529.96
58	\$685.79	\$698.81	\$1,250.61	\$1,584.77
59	\$726.88	\$724.92	\$1,314.41	\$1,639.53
60	\$768.01	\$750.98	\$1,378.22	\$1,694.32
61	\$809.10	\$777.09	\$1,442.03	\$1,749.09
62	\$850.18	\$803.19	\$1,505.83	\$1,803.88
63	\$904.40	\$834.33	\$1,586.81	\$1,868.49
64	\$958.56	\$865.52	\$1,667.77	\$1,933.05

\$3,000 Rx Benefit Max

Age	Individual Male	Individual Female	Individual +1 Dependent	Family
0-20	\$197.82	\$276.06	\$491.36	\$826.19
21	\$200.17	\$278.34	\$494.13	\$832.76
22	\$202.52	\$280.61	\$496.89	\$839.38
23	\$204.90	\$282.89	\$499.61	\$846.00
24	\$207.25	\$285.19	\$502.38	\$852.58
25	\$209.63	\$287.47	\$505.15	\$859.20
26	\$211.97	\$289.74	\$507.88	\$865.81
27	\$214.35	\$292.02	\$510.65	\$872.43
28	\$216.70	\$294.29	\$513.41	\$879.00
29	\$219.07	\$296.57	\$516.14	\$885.62
30	\$221.42	\$298.88	\$518.90	\$892.24
31	\$234.63	\$307.13	\$520.58	\$914.78
32	\$247.82	\$315.44	\$522.30	\$937.35
33	\$261.02	\$323.69	\$523.98	\$959.90
34	\$274.21	\$331.99	\$525.66	\$982.47
35	\$280.12	\$335.22	\$531.30	\$989.33
36	\$283.06	\$336.82	\$534.13	\$992.76
37	\$286.05	\$338.43	\$536.93	\$996.19
38	\$288.98	\$340.04	\$539.77	\$999.61
39	\$297.87	\$344.88	\$548.23	\$1,009.90
40	\$309.66	\$351.28	\$559.51	\$1,023.67
41	\$321.50	\$357.72	\$570.81	\$1,037.38
42	\$333.32	\$364.16	\$582.09	\$1,051.11
43	\$343.82	\$372.66	\$596.19	\$1,060.63
44	\$354.33	\$381.20	\$610.29	\$1,070.12
45	\$364.82	\$389.72	\$624.43	\$1,079.63
46	\$375.33	\$398.25	\$638.53	\$1,089.13
47	\$385.83	\$406.76	\$652.64	\$1,098.64
48	\$407.78	\$433.40	\$706.38	\$1,135.11
49	\$429.69	\$460.07	\$760.10	\$1,171.59
50	\$451.63	\$486.70	\$813.80	\$1,208.05
51	\$473.55	\$513.37	\$867.52	\$1,244.53
52	\$495.49	\$540.01	\$921.25	\$1,281.01
53	\$527.09	\$568.40	\$977.60	\$1,335.01
54	\$558.70	\$596.78	\$1,033.99	\$1,388.99
55	\$590.34	\$625.17	\$1,090.34	\$1,442.99
56	\$621.95	\$653.56	\$1,146.74	\$1,496.96
57	\$653.56	\$681.94	\$1,203.09	\$1,550.97
58	\$695.21	\$708.41	\$1,267.77	\$1,606.52
59	\$736.87	\$734.87	\$1,332.46	\$1,662.04
60	\$778.55	\$761.29	\$1,397.14	\$1,717.58
61	\$820.20	\$787.76	\$1,461.82	\$1,773.10
62	\$861.85	\$814.21	\$1,526.50	\$1,828.64
63	\$916.81	\$845.78	\$1,608.59	\$1,894.14
64	\$971.73	\$877.40	\$1,690.67	\$1,959.58

ConnectiCare® 2009 Rates January – December 2009 Effective Dates



Revised 12/08

POS 25/35 Hospital Copay \$500 w/15/25/40 Rx

(POS-OA-25-35-AJLA)

All policyholders may be subject to a rate increase at their renewal date.
Rates are calculated as of the Applicant's age as of the effective date.

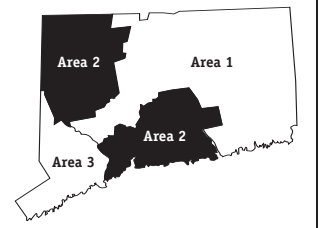
Area 2 (Litchfield, Middlesex and New Haven counties*)

Litchfield County: Barkhamsted, Bethlehem, Bridgewater, Canaan, Colebrook, Cornwall, Goshen, Harwinton, Kent, Litchfield, Morris, New Hartford, New Milford, Norfolk, North Canaan, Plymouth, Roxbury, Salisbury, Sharon, Thomaston, Torrington, Warren, Washington, Watertown, Winchester, Woodbury

Middlesex County: Chester, Clinton, Cromwell, Deep River, Durham, East Haddam, East Hampton, Essex, Haddam, Killingworth, Middlefield, Middletown, Old Saybrook, Portland, Westbrook

New Haven County: Ansonia, Bethany, Branford, Derby, East Haven, Guilford, Hamden, Madison, Meriden, Milford, New Haven, North Branford, North Haven, Orange, Seymour, Wallingford, West Haven, Woodbridge

*Note: The following towns are included in Area 1: Beacon Falls, Cheshire, Middlebury, Naugatuck, Oxford, Prospect, South Britain, Southbury, Waterbury and Wolcott.



\$1,000 Rx Benefit Max

Age	Individual Male	Individual Female	Individual +1 Dependent	Family
0-20	\$187.85	\$262.14	\$466.59	\$784.53
21	\$190.09	\$264.31	\$469.21	\$790.77
22	\$192.32	\$266.46	\$471.83	\$797.05
23	\$194.56	\$268.62	\$474.42	\$803.34
24	\$196.79	\$270.81	\$477.05	\$809.59
25	\$199.06	\$272.98	\$479.67	\$815.87
26	\$201.28	\$275.13	\$482.27	\$822.16
27	\$203.54	\$277.30	\$484.90	\$828.44
28	\$205.77	\$279.45	\$487.52	\$834.68
29	\$208.03	\$281.62	\$490.11	\$840.96
30	\$210.26	\$283.81	\$492.73	\$847.25
31	\$222.79	\$291.65	\$494.33	\$868.65
32	\$235.32	\$299.53	\$495.97	\$890.09
33	\$247.85	\$307.38	\$497.56	\$911.49
34	\$260.38	\$315.26	\$499.16	\$932.93
35	\$265.99	\$318.31	\$504.51	\$939.45
36	\$268.78	\$319.84	\$507.20	\$942.71
37	\$271.61	\$321.37	\$509.85	\$945.95
38	\$274.40	\$322.89	\$512.55	\$949.21
39	\$282.85	\$327.48	\$520.59	\$958.98
40	\$294.05	\$333.57	\$531.30	\$972.05
41	\$305.28	\$339.68	\$542.03	\$985.08
42	\$316.52	\$345.80	\$552.73	\$998.12
43	\$326.48	\$353.87	\$566.13	\$1,007.15
44	\$336.46	\$361.98	\$579.51	\$1,016.15
45	\$346.43	\$370.07	\$592.95	\$1,025.20
46	\$356.40	\$378.17	\$606.34	\$1,034.21
47	\$366.37	\$386.25	\$619.74	\$1,043.24
48	\$387.22	\$411.54	\$670.76	\$1,077.87
49	\$408.02	\$436.87	\$721.77	\$1,112.51
50	\$428.85	\$462.16	\$772.76	\$1,147.13
51	\$449.67	\$487.49	\$823.78	\$1,181.77
52	\$470.50	\$512.77	\$874.80	\$1,216.41
53	\$500.52	\$539.74	\$928.31	\$1,267.69
54	\$530.52	\$566.69	\$981.85	\$1,318.95
55	\$560.57	\$593.65	\$1,035.36	\$1,370.23
56	\$590.60	\$620.60	\$1,088.91	\$1,421.48
57	\$620.60	\$647.56	\$1,142.42	\$1,472.76
58	\$660.15	\$672.68	\$1,203.84	\$1,525.52
59	\$699.70	\$697.81	\$1,265.27	\$1,578.23
60	\$739.29	\$722.90	\$1,326.69	\$1,630.97
61	\$778.85	\$748.03	\$1,388.11	\$1,683.69
62	\$818.39	\$773.16	\$1,449.53	\$1,736.44
63	\$870.58	\$803.13	\$1,527.47	\$1,798.63
64	\$922.73	\$833.16	\$1,605.40	\$1,860.77

\$2,000 Rx Benefit Max

Age	Individual Male	Individual Female	Individual +1 Dependent	Family
0-20	\$192.40	\$268.48	\$477.87	\$803.50
21	\$194.68	\$270.70	\$480.56	\$809.90
22	\$196.97	\$272.91	\$483.25	\$816.34
23	\$199.27	\$275.12	\$485.89	\$822.77
24	\$201.56	\$277.36	\$488.59	\$829.17
25	\$203.88	\$279.58	\$491.28	\$835.60
26	\$206.15	\$281.79	\$493.93	\$842.05
27	\$208.47	\$284.01	\$496.63	\$848.48
28	\$210.75	\$286.21	\$499.32	\$854.87
29	\$213.06	\$288.43	\$501.96	\$861.30
30	\$215.34	\$290.67	\$504.65	\$867.75
31	\$228.18	\$298.71	\$506.29	\$889.67
32	\$241.01	\$306.78	\$507.96	\$911.62
33	\$253.85	\$314.81	\$509.59	\$933.55
34	\$266.68	\$322.88	\$511.23	\$955.50
35	\$272.43	\$326.02	\$516.71	\$962.18
36	\$275.29	\$327.57	\$519.46	\$965.51
37	\$278.19	\$329.14	\$522.19	\$968.83
38	\$281.04	\$330.71	\$524.95	\$972.17
39	\$289.69	\$335.41	\$533.18	\$982.18
40	\$301.16	\$341.64	\$544.15	\$995.56
41	\$312.67	\$347.90	\$555.13	\$1,008.91
42	\$324.17	\$354.17	\$566.11	\$1,022.26
43	\$334.38	\$362.43	\$579.83	\$1,031.51
44	\$344.60	\$370.74	\$593.54	\$1,040.73
45	\$354.81	\$379.01	\$607.29	\$1,049.99
46	\$365.02	\$387.32	\$621.01	\$1,059.23
47	\$375.24	\$395.59	\$634.73	\$1,068.48
48	\$396.58	\$421.50	\$686.98	\$1,103.95
49	\$417.89	\$447.43	\$739.24	\$1,139.42
50	\$439.24	\$473.33	\$791.46	\$1,174.89
51	\$460.54	\$499.28	\$843.70	\$1,210.36
52	\$481.88	\$525.18	\$895.96	\$1,245.83
53	\$512.62	\$552.78	\$950.76	\$1,298.36
54	\$543.36	\$580.40	\$1,005.61	\$1,350.85
55	\$574.13	\$608.01	\$1,060.41	\$1,403.38
56	\$604.88	\$635.61	\$1,115.25	\$1,455.86
57	\$635.61	\$663.23	\$1,170.06	\$1,508.39
58	\$676.12	\$688.96	\$1,232.97	\$1,562.41
59	\$716.63	\$714.69	\$1,295.88	\$1,616.41
60	\$757.17	\$740.39	\$1,358.78	\$1,670.42
61	\$797.69	\$766.13	\$1,421.69	\$1,724.42
62	\$838.19	\$791.86	\$1,484.59	\$1,778.44
63	\$891.63	\$822.56	\$1,564.43	\$1,842.14
64	\$945.05	\$853.31	\$1,644.24	\$1,905.78

\$3,000 Rx Benefit Max

Age	Individual Male	Individual Female	Individual +1 Dependent	Family
0-20	\$194.56	\$271.51	\$483.27	\$812.57
21	\$196.88	\$273.75	\$485.97	\$819.03
22	\$199.19	\$275.98	\$488.69	\$825.54
23	\$201.52	\$278.23	\$491.38	\$832.05
24	\$203.83	\$280.49	\$494.11	\$838.52
25	\$206.18	\$282.74	\$496.82	\$845.03
26	\$208.48	\$284.97	\$499.50	\$851.54
27	\$210.82	\$287.21	\$502.23	\$858.05
28	\$213.13	\$289.45	\$504.95	\$864.52
29	\$215.46	\$291.68	\$507.63	\$871.02
30	\$217.77	\$293.95	\$510.35	\$877.53
31	\$230.76	\$302.08	\$512.00	\$899.70
32	\$243.73	\$310.24	\$513.69	\$921.90
33	\$256.71	\$318.36	\$515.34	\$944.07
34	\$269.68	\$326.52	\$517.00	\$966.28
35	\$275.50	\$329.69	\$522.54	\$973.03
36	\$278.39	\$331.27	\$525.32	\$976.40
37	\$281.32	\$332.85	\$528.07	\$979.77
38	\$284.21	\$334.43	\$530.87	\$983.14
39	\$292.96	\$339.19	\$539.20	\$993.26
40	\$304.56	\$345.49	\$550.29	\$1,006.80
41	\$316.19	\$351.83	\$561.40	\$1,020.29
42	\$327.83	\$358.16	\$572.49	\$1,033.79
43	\$338.16	\$366.52	\$586.36	\$1,043.15
44	\$348.49	\$374.92	\$600.23	\$1,052.48
45	\$358.81	\$383.29	\$614.14	\$1,061.84
46	\$369.14	\$391.68	\$628.01	\$1,071.18
47	\$379.47	\$400.05	\$641.88	\$1,080.53
48	\$401.06	\$426.26	\$694.74	\$1,116.41
49	\$422.61	\$452.48	\$747.57	\$1,152.27
50	\$444.18	\$478.68	\$800.39	\$1,188.14
51	\$465.74	\$504.92	\$853.22	\$1,224.01
52	\$487.32	\$531.10	\$906.07	\$1,259.89
53	\$518.40	\$559.02	\$961.49	\$1,313.01
54	\$549.49	\$586.94	\$1,016.95	\$1,366.09
55	\$580.61	\$614.87	\$1,072.37	\$1,419.21
56	\$611.70	\$642.79	\$1,127.83	\$1,472.29
57	\$642.79	\$670.71	\$1,183.26	\$1,525.40
58	\$683.75	\$696.73	\$1,246.87	\$1,580.04
59	\$724.71	\$722.75	\$1,310.49	\$1,634.64
60	\$765.72	\$748.74	\$1,374.11	\$1,689.26
61	\$806.69	\$774.77	\$1,437.73	\$1,743.87
62	\$847.64	\$800.79	\$1,501.34	\$1,798.50
63	\$901.70	\$831.84	\$1,582.07	\$1,862.91
64	\$955.70	\$862.93	\$1,662.79	\$1,927.28

ConnectiCare® 2009 Rates *January – December 2009 Effective Dates*



Revised 12/08

POS 30/45 Hosp. Ded. \$2,000 Individual/\$4,000 Family w/10/20/35 Rx

(POS-OA-30-45-DJMA)

All policyholders may be subject to a rate increase at their renewal date.
Rates are calculated as of the Applicant's age as of the effective date.

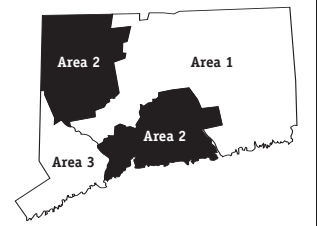
Area 2 (Litchfield, Middlesex and New Haven counties*)

Litchfield County: Barkhamsted, Bethlehem, Bridgewater, Canaan, Colebrook, Cornwall, Goshen, Harwinton, Kent, Litchfield, Morris, New Hartford, New Milford, Norfolk, North Canaan, Plymouth, Roxbury, Salisbury, Sharon, Thomaston, Torrington, Warren, Washington, Watertown, Winchester, Woodbury

Middlesex County: Chester, Clinton, Cromwell, Deep River, Durham, East Haddam, East Hampton, Essex, Haddam, Killingworth, Middlefield, Middletown, Old Saybrook, Portland, Westbrook

New Haven County: Ansonia, Bethany, Branford, Derby, East Haven, Guilford, Hamden, Madison, Meriden, Milford, New Haven, North Branford, North Haven, Orange, Seymour, Wallingford, West Haven, Woodbridge

*Note: The following towns are included in Area 1: Beacon Falls, Cheshire, Middlebury, Naugatuck, Oxford, Prospect, South Britain, Southbury, Waterbury and Wolcott.



\$1,000 Rx Benefit Max

Age	Individual Male	Individual Female	Individual +1 Dependent	Family
0-20	\$168.70	\$235.42	\$419.02	\$704.56
21	\$170.71	\$237.36	\$421.38	\$710.16
22	\$172.70	\$239.30	\$423.74	\$715.81
23	\$174.74	\$241.24	\$426.07	\$721.45
24	\$176.74	\$243.21	\$428.42	\$727.06
25	\$178.76	\$245.15	\$430.78	\$732.70
26	\$180.77	\$247.09	\$433.11	\$738.34
27	\$182.79	\$249.03	\$435.47	\$743.99
28	\$184.79	\$250.97	\$437.83	\$749.60
29	\$186.83	\$252.91	\$440.15	\$755.25
30	\$188.82	\$254.88	\$442.51	\$760.89
31	\$200.08	\$261.92	\$443.95	\$780.10
32	\$211.34	\$269.00	\$445.41	\$799.36
33	\$222.59	\$276.04	\$446.84	\$818.59
34	\$233.84	\$283.11	\$448.27	\$837.83
35	\$238.88	\$285.86	\$453.08	\$843.68
36	\$241.39	\$287.24	\$455.50	\$846.61
37	\$243.93	\$288.61	\$457.88	\$849.54
38	\$246.43	\$289.97	\$460.31	\$852.46
39	\$254.02	\$294.11	\$467.53	\$861.23
40	\$264.07	\$299.56	\$477.14	\$872.97
41	\$274.17	\$305.06	\$486.78	\$884.66
42	\$284.25	\$310.55	\$496.39	\$896.37
43	\$293.21	\$317.80	\$508.42	\$904.48
44	\$302.17	\$325.08	\$520.45	\$912.57
45	\$311.12	\$332.34	\$532.51	\$920.69
46	\$320.06	\$339.62	\$544.53	\$928.77
47	\$329.02	\$346.88	\$556.56	\$936.91
48	\$347.75	\$369.59	\$602.38	\$968.00
49	\$366.42	\$392.34	\$648.20	\$999.10
50	\$385.15	\$415.04	\$693.99	\$1,030.21
51	\$403.83	\$437.80	\$739.81	\$1,061.31
52	\$422.53	\$460.52	\$785.63	\$1,092.41
53	\$449.50	\$484.72	\$833.69	\$1,138.47
54	\$476.45	\$508.93	\$881.76	\$1,184.50
55	\$503.43	\$533.13	\$929.82	\$1,230.55
56	\$530.39	\$557.33	\$977.91	\$1,276.58
57	\$557.33	\$581.55	\$1,025.96	\$1,322.64
58	\$592.87	\$604.11	\$1,081.14	\$1,370.01
59	\$628.38	\$626.68	\$1,136.30	\$1,417.35
60	\$663.93	\$649.22	\$1,191.45	\$1,464.72
61	\$699.45	\$671.79	\$1,246.62	\$1,512.06
62	\$734.97	\$694.35	\$1,301.77	\$1,559.43
63	\$781.83	\$721.27	\$1,371.77	\$1,615.28
64	\$828.67	\$748.23	\$1,441.77	\$1,671.09

\$2,000 Rx Benefit Max

Age	Individual Male	Individual Female	Individual +1 Dependent	Family
0-20	\$174.16	\$243.03	\$432.57	\$727.34
21	\$176.22	\$245.04	\$435.00	\$733.12
22	\$178.29	\$247.04	\$437.44	\$738.95
23	\$180.39	\$249.05	\$439.84	\$744.77
24	\$182.45	\$251.07	\$442.27	\$750.57
25	\$184.54	\$253.08	\$444.71	\$756.39
26	\$186.62	\$255.08	\$447.11	\$762.21
27	\$188.70	\$257.08	\$449.55	\$768.04
28	\$190.77	\$259.08	\$451.98	\$773.83
29	\$192.87	\$261.09	\$454.38	\$779.66
30	\$194.93	\$263.12	\$456.82	\$785.48
31	\$206.54	\$270.39	\$458.30	\$805.32
32	\$218.17	\$277.70	\$459.81	\$825.20
33	\$229.78	\$284.97	\$461.29	\$845.05
34	\$241.40	\$292.27	\$462.77	\$864.92
35	\$246.61	\$295.10	\$467.73	\$870.96
36	\$249.19	\$296.52	\$470.23	\$873.97
37	\$251.82	\$297.94	\$472.69	\$877.00
38	\$254.39	\$299.35	\$475.19	\$880.01
39	\$262.23	\$303.61	\$482.65	\$889.08
40	\$272.61	\$309.25	\$492.57	\$901.19
41	\$283.02	\$314.92	\$502.51	\$913.26
42	\$293.45	\$320.59	\$512.44	\$925.35
43	\$302.69	\$328.07	\$524.85	\$933.72
44	\$311.93	\$335.59	\$537.27	\$942.08
45	\$321.18	\$343.08	\$549.73	\$950.45
46	\$330.41	\$350.61	\$562.14	\$958.81
47	\$339.66	\$358.10	\$574.55	\$967.20
48	\$358.98	\$381.54	\$621.86	\$999.30
49	\$378.27	\$405.02	\$669.16	\$1,031.41
50	\$397.60	\$428.47	\$716.43	\$1,063.51
51	\$416.89	\$451.95	\$763.73	\$1,095.62
52	\$436.19	\$475.40	\$811.03	\$1,127.73
53	\$464.03	\$500.39	\$860.64	\$1,175.28
54	\$491.86	\$525.38	\$910.27	\$1,222.79
55	\$519.70	\$550.37	\$959.88	\$1,270.34
56	\$547.54	\$575.36	\$1,009.53	\$1,317.85
57	\$575.36	\$600.35	\$1,059.13	\$1,365.39
58	\$612.03	\$623.64	\$1,116.09	\$1,414.30
59	\$648.69	\$646.94	\$1,173.03	\$1,463.18
60	\$685.39	\$670.21	\$1,229.97	\$1,512.07
61	\$722.07	\$693.51	\$1,286.91	\$1,560.95
62	\$758.73	\$716.79	\$1,343.86	\$1,609.84
63	\$807.11	\$744.59	\$1,416.12	\$1,667.50
64	\$855.46	\$772.42	\$1,488.38	\$1,725.12

\$3,000 Rx Benefit Max

Age	Individual Male	Individual Female	Individual +1 Dependent	Family
0-20	\$176.83	\$246.77	\$439.22	\$738.52
21	\$178.93	\$248.80	\$441.70	\$744.40
22	\$181.03	\$250.84	\$444.16	\$750.32
23	\$183.16	\$252.88	\$446.61	\$756.23
24	\$185.26	\$254.93	\$449.07	\$762.12
25	\$187.38	\$256.97	\$451.55	\$768.03
26	\$189.49	\$259.00	\$453.99	\$773.93
27	\$191.60	\$261.03	\$456.46	\$779.86
28	\$193.71	\$263.06	\$458.94	\$785.73
29	\$195.84	\$265.10	\$461.37	\$791.65
30	\$197.93	\$267.18	\$463.85	\$797.57
31	\$209.73	\$274.54	\$465.34	\$817.71
32	\$221.53	\$281.97	\$466.88	\$837.89
33	\$233.32	\$289.34	\$468.39	\$858.05
34	\$245.12	\$296.76	\$469.88	\$878.22
35	\$250.40	\$299.64	\$474.92	\$884.36
36	\$253.03	\$301.09	\$477.46	\$887.42
37	\$255.69	\$302.52	\$479.96	\$890.49
38	\$258.31	\$303.96	\$482.49	\$893.55
39	\$266.27	\$308.28	\$490.07	\$902.75
40	\$276.80	\$314.01	\$500.14	\$915.05
41	\$287.38	\$319.77	\$510.24	\$927.31
42	\$297.95	\$325.53	\$520.32	\$939.58
43	\$307.34	\$333.12	\$532.93	\$948.09
44	\$316.73	\$340.75	\$545.54	\$956.57
45	\$326.12	\$348.37	\$558.18	\$965.07
46	\$335.50	\$355.99	\$570.78	\$973.56
47	\$344.89	\$363.60	\$583.39	\$982.07
48	\$364.51	\$387.41	\$631.43	\$1,014.67
49	\$384.09	\$411.26	\$679.45	\$1,047.28
50	\$403.71	\$435.05	\$727.45	\$1,079.87
51	\$423.30	\$458.90	\$775.47	\$1,112.48
52	\$442.91	\$482.72	\$823.50	\$1,145.08
53	\$471.17	\$508.09	\$873.87	\$1,193.35
54	\$499.42	\$533.47	\$924.27	\$1,241.60
55	\$527.70	\$558.83	\$974.65	\$1,289.87
56	\$555.96	\$584.20	\$1,025.06	\$1,338.12
57	\$584.20	\$609.58	\$1,075.43	\$1,386.40
58	\$621.45	\$633.24	\$1,133.25	\$1,436.05
59	\$658.68	\$656.90	\$1,191.07	\$1,485.68
60	\$695.94	\$680.52	\$1,248.90	\$1,535.33
61	\$733.17	\$704.17	\$1,306.71	\$1,584.96
62	\$770.40	\$727.82	\$1,364.53	\$1,634.61
63	\$819.53	\$756.04	\$1,437.90	\$1,693.15
64	\$868.62	\$784.31	\$1,511.28	\$1,751.65

ConnectiCare® 2009 Rates January – December 2009 Effective Dates



Revised 12/08

POS 30/45 Hosp. Ded. \$2,000 Individual/\$4,000 Family w/15/25/40 Rx

(POS-OA-30-45-DJMA)

All policyholders may be subject to a rate increase at their renewal date.
Rates are calculated as of the Applicant's age as of the effective date.

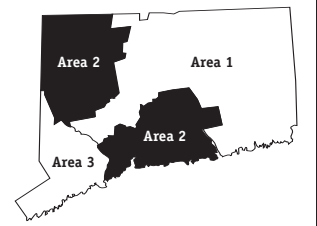
Area 2 (Litchfield, Middlesex and New Haven counties*)

Litchfield County: Barkhamsted, Bethlehem, Bridgewater, Canaan, Colebrook, Cornwall, Goshen, Harwinton, Kent, Litchfield, Morris, New Hartford, New Milford, Norfolk, North Canaan, Plymouth, Roxbury, Salisbury, Sharon, Thomaston, Torrington, Warren, Washington, Watertown, Winchester, Woodbury

Middlesex County: Chester, Clinton, Cromwell, Deep River, Durham, East Haddam, East Hampton, Essex, Haddam, Killingworth, Middlefield, Middletown, Old Saybrook, Portland, Westbrook

New Haven County: Ansonia, Bethany, Branford, Derby, East Haven, Guilford, Hamden, Madison, Meriden, Milford, New Haven, North Branford, North Haven, Orange, Seymour, Wallingford, West Haven, Woodbridge

*Note: The following towns are included in Area 1: Beacon Falls, Cheshire, Middlebury, Naugatuck, Oxford, Prospect, South Britain, Southbury, Waterbury and Wolcott.



\$1,000 Rx Benefit Max

Age	Individual Male	Individual Female	Individual +1 Dependent	Family
0-20	\$166.86	\$232.84	\$414.44	\$696.87
21	\$168.84	\$234.77	\$416.78	\$702.40
22	\$170.82	\$236.69	\$419.10	\$707.99
23	\$172.82	\$238.61	\$421.41	\$713.57
24	\$174.81	\$240.55	\$423.74	\$719.12
25	\$176.81	\$242.47	\$426.08	\$724.70
26	\$178.80	\$244.40	\$428.39	\$730.28
27	\$180.79	\$246.31	\$430.71	\$735.87
28	\$182.78	\$248.22	\$433.05	\$741.40
29	\$184.79	\$250.15	\$435.34	\$746.99
30	\$186.77	\$252.10	\$437.68	\$752.57
31	\$197.89	\$259.06	\$439.09	\$771.58
32	\$209.03	\$266.07	\$440.55	\$790.63
33	\$220.15	\$273.03	\$441.96	\$809.64
34	\$231.29	\$280.03	\$443.38	\$828.67
35	\$236.27	\$282.74	\$448.13	\$834.47
36	\$238.75	\$284.10	\$450.52	\$837.36
37	\$241.26	\$285.47	\$452.89	\$840.25
38	\$243.74	\$286.81	\$455.28	\$843.15
39	\$251.25	\$290.89	\$462.42	\$851.83
40	\$261.19	\$296.30	\$471.93	\$863.43
41	\$271.17	\$301.73	\$481.46	\$875.00
42	\$281.15	\$307.17	\$490.96	\$886.59
43	\$290.01	\$314.33	\$502.86	\$894.61
44	\$298.86	\$321.54	\$514.76	\$902.61
45	\$307.73	\$328.71	\$526.70	\$910.64
46	\$316.57	\$335.91	\$538.59	\$918.64
47	\$325.43	\$343.09	\$550.48	\$926.67
48	\$343.95	\$365.55	\$595.81	\$957.43
49	\$362.42	\$388.05	\$641.12	\$988.19
50	\$380.94	\$410.51	\$686.41	\$1,018.95
51	\$399.42	\$433.02	\$731.73	\$1,049.72
52	\$417.92	\$455.48	\$777.05	\$1,080.48
53	\$444.59	\$479.43	\$824.58	\$1,126.04
54	\$471.25	\$503.37	\$872.13	\$1,171.56
55	\$497.93	\$527.31	\$919.66	\$1,217.11
56	\$524.60	\$551.25	\$967.23	\$1,262.64
57	\$551.25	\$575.20	\$1,014.76	\$1,308.19
58	\$586.39	\$597.52	\$1,069.32	\$1,355.04
59	\$621.52	\$619.84	\$1,123.89	\$1,401.87
60	\$656.67	\$642.13	\$1,178.44	\$1,448.72
61	\$691.82	\$664.45	\$1,233.00	\$1,495.55
62	\$726.94	\$686.77	\$1,287.55	\$1,542.40
63	\$773.29	\$713.39	\$1,356.78	\$1,597.64
64	\$819.62	\$740.06	\$1,426.02	\$1,652.84

\$2,000 Rx Benefit Max

Age	Individual Male	Individual Female	Individual +1 Dependent	Family
0-20	\$171.41	\$239.19	\$425.73	\$715.84
21	\$173.44	\$241.16	\$428.13	\$721.54
22	\$175.47	\$243.13	\$430.52	\$727.28
23	\$177.53	\$245.11	\$432.89	\$733.00
24	\$179.57	\$247.10	\$435.28	\$738.71
25	\$181.63	\$249.08	\$437.68	\$744.44
26	\$183.66	\$251.05	\$440.05	\$750.17
27	\$185.72	\$253.02	\$442.44	\$755.91
28	\$187.76	\$254.98	\$444.84	\$761.60
29	\$189.82	\$256.96	\$447.20	\$767.34
30	\$191.85	\$258.96	\$449.60	\$773.07
31	\$203.29	\$266.12	\$451.05	\$792.60
32	\$214.72	\$273.31	\$452.54	\$812.16
33	\$226.16	\$280.46	\$453.99	\$831.69
34	\$237.59	\$287.65	\$455.45	\$851.25
35	\$242.71	\$290.44	\$460.34	\$857.20
36	\$245.25	\$291.84	\$462.79	\$860.16
37	\$247.84	\$293.23	\$465.22	\$863.13
38	\$250.37	\$294.63	\$467.67	\$866.11
39	\$258.09	\$298.82	\$475.01	\$875.02
40	\$268.31	\$304.37	\$484.78	\$886.94
41	\$278.55	\$309.94	\$494.57	\$898.83
42	\$288.80	\$315.53	\$504.34	\$910.73
43	\$297.90	\$322.89	\$516.56	\$918.97
44	\$307.00	\$330.29	\$528.78	\$927.19
45	\$316.10	\$337.66	\$541.04	\$935.43
46	\$325.19	\$345.06	\$553.25	\$943.65
47	\$334.29	\$352.44	\$565.48	\$951.91
48	\$353.31	\$375.50	\$612.03	\$983.50
49	\$372.30	\$398.62	\$658.59	\$1,015.10
50	\$391.32	\$421.69	\$705.11	\$1,046.71
51	\$410.29	\$444.80	\$751.65	\$1,078.31
52	\$429.30	\$467.89	\$798.21	\$1,109.90
53	\$456.69	\$492.48	\$847.03	\$1,156.70
54	\$484.08	\$517.08	\$895.89	\$1,203.46
55	\$511.49	\$541.67	\$944.71	\$1,250.26
56	\$538.88	\$566.26	\$993.57	\$1,297.02
57	\$566.26	\$590.86	\$1,042.39	\$1,343.82
58	\$602.36	\$613.79	\$1,098.45	\$1,391.94
59	\$638.44	\$636.71	\$1,154.49	\$1,440.05
60	\$674.55	\$659.61	\$1,210.53	\$1,488.17
61	\$710.66	\$682.54	\$1,266.58	\$1,536.27
62	\$746.74	\$705.47	\$1,322.62	\$1,584.41
63	\$794.35	\$732.82	\$1,393.74	\$1,641.15
64	\$841.94	\$760.21	\$1,464.85	\$1,697.85

\$3,000 Rx Benefit Max

Age	Individual Male	Individual Female	Individual +1 Dependent	Family
0-20	\$173.58	\$242.22	\$431.12	\$724.91
21	\$175.63	\$244.21	\$433.55	\$730.67
22	\$177.69	\$246.21	\$435.97	\$736.48
23	\$179.78	\$248.21	\$438.37	\$742.28
24	\$181.84	\$250.23	\$440.79	\$748.06
25	\$183.93	\$252.23	\$443.23	\$753.86
26	\$185.99	\$254.23	\$445.62	\$759.66
27	\$188.07	\$256.21	\$448.04	\$765.48
28	\$190.14	\$258.22	\$450.47	\$771.25
29	\$192.22	\$260.21	\$452.87	\$777.06
30	\$194.28	\$262.25	\$455.30	\$782.85
31	\$205.86	\$269.49	\$456.76	\$802.64
32	\$217.44	\$276.77	\$458.27	\$822.44
33	\$229.02	\$284.01	\$459.75	\$842.22
34	\$240.59	\$291.30	\$461.22	\$862.03
35	\$245.78	\$294.12	\$466.17	\$868.05
36	\$248.36	\$295.53	\$468.65	\$871.05
37	\$250.97	\$296.95	\$471.10	\$874.07
38	\$253.55	\$298.35	\$473.60	\$877.07
39	\$261.35	\$302.60	\$481.03	\$886.11
40	\$271.70	\$308.21	\$490.92	\$898.18
41	\$282.08	\$313.87	\$500.83	\$910.21
42	\$292.46	\$319.52	\$510.72	\$922.26
43	\$301.68	\$326.98	\$523.09	\$930.61
44	\$310.89	\$334.47	\$535.48	\$938.93
45	\$320.10	\$341.93	\$547.89	\$947.28
46	\$329.31	\$349.43	\$560.25	\$955.60
47	\$338.52	\$356.90	\$572.63	\$963.96
48	\$357.79	\$380.26	\$619.79	\$995.96
49	\$377.01	\$403.66	\$666.92	\$1,027.96
50	\$396.26	\$427.03	\$714.04	\$1,059.96
51	\$415.49	\$450.44	\$761.17	\$1,091.96
52	\$434.74	\$473.81	\$808.32	\$1,123.96
53	\$462.47	\$498.72	\$857.76	\$1,171.35
54	\$490.21	\$523.62	\$907.23	\$1,218.70
55	\$517.97	\$548.53	\$956.67	\$1,266.09
56	\$545.71	\$573.44	\$1,006.15	\$1,313.45
57	\$573.44	\$598.34	\$1,055.59	\$1,360.83
58	\$609.98	\$621.57	\$1,112.36	\$1,409.57
59	\$646.52	\$644.77	\$1,169.11	\$1,458.28
60	\$683.10	\$667.97	\$1,225.86	\$1,507.01
61	\$719.65	\$691.19	\$1,282.62	\$1,555.73
62	\$756.19	\$714.40	\$1,339.37	\$1,604.47
63	\$804.42	\$742.10	\$1,411.38	\$1,661.92
64	\$852.60	\$769.83	\$1,483.40	\$1,719.35



Revised 12/08

POS Upfront Deductible \$500 Individual/\$1,000 Family w/ No Rx

(POS-OA-25-35-UFRA w/ No Rx)

All policyholders may be subject to a rate increase at their renewal date.
Rates are calculated as of the Applicant's age as of the effective date.

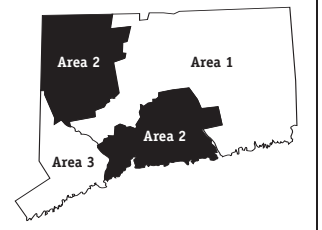
Area 2 (Litchfield, Middlesex and New Haven counties*)

Litchfield County: Barkhamsted, Bethlehem, Bridgewater, Canaan, Colebrook, Cornwall, Goshen, Harwinton, Kent, Litchfield, Morris, New Hartford, New Milford, Norfolk, North Canaan, Plymouth, Roxbury, Salisbury, Sharon, Thomaston, Torrington, Warren, Washington, Watertown, Winchester, Woodbury

Middlesex County: Chester, Clinton, Cromwell, Deep River, Durham, East Haddam, East Hampton, Essex, Haddam, Killingworth, Middlefield, Middletown, Old Saybrook, Portland, Westbrook

New Haven County: Ansonia, Bethany, Branford, Derby, East Haven, Guilford, Hamden, Madison, Meriden, Milford, New Haven, North Branford, North Haven, Orange, Seymour, Wallingford, West Haven, Woodbridge

*Note: The following towns are included in Area 1: Beacon Falls, Cheshire, Middlebury, Naugatuck, Oxford, Prospect, South Britain, Southbury, Waterbury and Wolcott.



Age	Individual Male	Individual Female	Individual +1 Dependent	Family
0-20	\$165.98	\$231.61	\$412.25	\$693.18
21	\$167.95	\$233.53	\$414.58	\$698.70
22	\$169.91	\$235.44	\$416.90	\$704.25
23	\$171.92	\$237.34	\$419.19	\$709.80
24	\$173.88	\$239.28	\$421.51	\$715.32
25	\$175.88	\$241.19	\$423.83	\$720.88
26	\$177.84	\$243.10	\$426.12	\$726.42
27	\$179.85	\$245.01	\$428.44	\$731.97
28	\$181.81	\$246.92	\$430.76	\$737.50
29	\$183.81	\$248.82	\$433.05	\$743.04
30	\$185.77	\$250.77	\$435.37	\$748.59
31	\$196.84	\$257.70	\$436.77	\$767.51
32	\$207.92	\$264.65	\$438.22	\$786.45
33	\$218.99	\$271.58	\$439.62	\$805.36
34	\$230.07	\$278.54	\$441.04	\$824.31
35	\$235.02	\$281.25	\$445.76	\$830.06
36	\$237.49	\$282.60	\$448.14	\$832.94
37	\$239.99	\$283.95	\$450.49	\$835.82
38	\$242.45	\$285.30	\$452.87	\$838.70
39	\$249.91	\$289.35	\$459.98	\$847.33
40	\$259.81	\$294.73	\$469.44	\$858.87
41	\$269.74	\$300.13	\$478.92	\$870.38
42	\$279.66	\$305.54	\$488.38	\$881.89
43	\$288.47	\$312.67	\$500.20	\$889.88
44	\$297.28	\$319.84	\$512.04	\$897.84
45	\$306.10	\$326.97	\$523.91	\$905.82
46	\$314.90	\$334.14	\$535.75	\$913.78
47	\$323.71	\$341.27	\$547.57	\$921.77
48	\$342.13	\$363.62	\$592.65	\$952.38
49	\$360.51	\$385.99	\$637.73	\$982.97
50	\$378.92	\$408.35	\$682.78	\$1,013.58
51	\$397.30	\$430.73	\$727.86	\$1,044.17
52	\$415.72	\$453.08	\$772.94	\$1,074.77
53	\$442.24	\$476.90	\$820.22	\$1,120.09
54	\$468.75	\$500.70	\$867.53	\$1,165.37
55	\$495.31	\$524.52	\$914.81	\$1,210.69
56	\$521.82	\$548.34	\$962.12	\$1,255.97
57	\$548.34	\$572.15	\$1,009.40	\$1,301.28
58	\$583.29	\$594.36	\$1,063.67	\$1,347.89
59	\$618.23	\$616.56	\$1,117.94	\$1,394.46
60	\$653.21	\$638.73	\$1,172.21	\$1,441.07
61	\$688.15	\$660.94	\$1,226.48	\$1,487.64
62	\$723.10	\$683.13	\$1,280.75	\$1,534.25
63	\$769.21	\$709.63	\$1,349.62	\$1,589.19
64	\$815.29	\$736.14	\$1,418.48	\$1,644.11

ConnectiCare® 2009 Rates *January – December 2009 Effective Dates*



Revised 12/08

POS Upfront Deductible \$1,000 Individual/\$2,000 Family w/ No Rx

(POS-0A-25-35-UFGA w/ No Rx)

All policyholders may be subject to a rate increase at their renewal date.
Rates are calculated as of the Applicant's age as of the effective date.

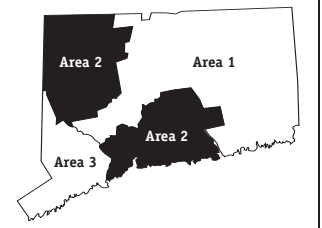
Area 2 (Litchfield, Middlesex and New Haven counties*)

Litchfield County: Barkhamsted, Bethlehem, Bridgewater, Canaan, Colebrook, Cornwall, Goshen, Harwinton, Kent, Litchfield, Morris, New Hartford, New Milford, Norfolk, North Canaan, Plymouth, Roxbury, Salisbury, Sharon, Thomaston, Torrington, Warren, Washington, Watertown, Winchester, Woodbury

Middlesex County: Chester, Clinton, Cromwell, Deep River, Durham, East Haddam, East Hampton, Essex, Haddam, Killingworth, Middlefield, Middletown, Old Saybrook, Portland, Westbrook

New Haven County: Ansonia, Bethany, Branford, Derby, East Haven, Guilford, Hamden, Madison, Meriden, Milford, New Haven, North Branford, North Haven, Orange, Seymour, Wallingford, West Haven, Woodbridge

*Note: The following towns are included in Area 1: Beacon Falls, Cheshire, Middlebury, Naugatuck, Oxford, Prospect, South Britain, Southbury, Waterbury and Wolcott.



Age	Individual Male	Individual Female	Individual +1 Dependent	Family
0-20	\$145.29	\$202.75	\$360.88	\$606.79
21	\$147.02	\$204.42	\$362.90	\$611.62
22	\$148.74	\$206.10	\$364.94	\$616.48
23	\$150.49	\$207.77	\$366.94	\$621.33
24	\$152.21	\$209.47	\$368.98	\$626.17
25	\$153.95	\$211.13	\$371.00	\$631.03
26	\$155.68	\$212.80	\$373.01	\$635.89
27	\$157.43	\$214.47	\$375.04	\$640.74
28	\$159.16	\$216.14	\$377.07	\$645.58
29	\$160.90	\$217.81	\$379.07	\$650.44
30	\$162.63	\$219.51	\$381.11	\$655.30
31	\$172.32	\$225.58	\$382.34	\$671.86
32	\$182.01	\$231.67	\$383.60	\$688.44
33	\$191.69	\$237.74	\$384.83	\$704.99
34	\$201.38	\$243.83	\$386.07	\$721.57
35	\$205.73	\$246.20	\$390.21	\$726.61
36	\$207.89	\$247.38	\$392.29	\$729.13
37	\$210.08	\$248.56	\$394.34	\$731.64
38	\$212.23	\$249.74	\$396.43	\$734.17
39	\$218.77	\$253.29	\$402.65	\$741.72
40	\$227.43	\$257.99	\$410.93	\$751.83
41	\$236.12	\$262.73	\$419.23	\$761.90
42	\$244.80	\$267.46	\$427.51	\$771.98
43	\$252.52	\$273.70	\$437.86	\$778.97
44	\$260.23	\$279.98	\$448.22	\$785.94
45	\$267.95	\$286.22	\$458.62	\$792.94
46	\$275.65	\$292.50	\$468.98	\$799.90
47	\$283.37	\$298.74	\$479.33	\$806.89
48	\$299.49	\$318.30	\$518.79	\$833.68
49	\$315.58	\$337.89	\$558.25	\$860.47
50	\$331.69	\$357.46	\$597.69	\$887.25
51	\$347.79	\$377.05	\$637.15	\$914.04
52	\$363.91	\$396.61	\$676.61	\$940.82
53	\$387.12	\$417.46	\$717.99	\$980.49
54	\$410.33	\$438.30	\$759.41	\$1,020.13
55	\$433.58	\$459.16	\$800.79	\$1,059.80
56	\$456.78	\$480.00	\$842.21	\$1,099.44
57	\$480.00	\$500.84	\$883.60	\$1,139.10
58	\$510.60	\$520.28	\$931.10	\$1,179.90
59	\$541.18	\$539.72	\$978.62	\$1,220.67
60	\$571.80	\$559.12	\$1,026.12	\$1,261.47
61	\$602.39	\$578.56	\$1,073.63	\$1,302.24
62	\$632.99	\$597.99	\$1,121.13	\$1,343.03
63	\$673.34	\$621.18	\$1,181.41	\$1,391.13
64	\$713.68	\$644.40	\$1,241.70	\$1,439.21



Revised 12/08

POS Upfront Deductible \$2,000 Individual/\$4,000 Family w/ No Rx

(POS-0A-25-35-UFTA w/ No Rx)

All policyholders may be subject to a rate increase at their renewal date.
Rates are calculated as of the Applicant's age as of the effective date.

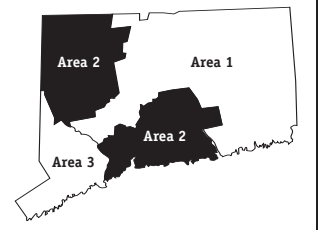
Area 2 (Litchfield, Middlesex and New Haven counties*)

Litchfield County: Barkhamsted, Bethlehem, Bridgewater, Canaan, Colebrook, Cornwall, Goshen, Harwinton, Kent, Litchfield, Morris, New Hartford, New Milford, Norfolk, North Canaan, Plymouth, Roxbury, Salisbury, Sharon, Thomaston, Torrington, Warren, Washington, Watertown, Winchester, Woodbury

Middlesex County: Chester, Clinton, Cromwell, Deep River, Durham, East Haddam, East Hampton, Essex, Haddam, Killingworth, Middlefield, Middletown, Old Saybrook, Portland, Westbrook

New Haven County: Ansonia, Bethany, Branford, Derby, East Haven, Guilford, Hamden, Madison, Meriden, Milford, New Haven, North Branford, North Haven, Orange, Seymour, Wallingford, West Haven, Woodbridge

*Note: The following towns are included in Area 1: Beacon Falls, Cheshire, Middlebury, Naugatuck, Oxford, Prospect, South Britain, Southbury, Waterbury and Wolcott.



Age	Individual Male	Individual Female	Individual +1 Dependent	Family
0-20	\$120.88	\$168.67	\$300.21	\$504.79
21	\$122.31	\$170.07	\$301.90	\$508.81
22	\$123.74	\$171.45	\$303.59	\$512.86
23	\$125.19	\$172.84	\$305.26	\$516.90
24	\$126.63	\$174.25	\$306.95	\$520.92
25	\$128.08	\$175.64	\$308.64	\$524.97
26	\$129.52	\$177.04	\$310.31	\$529.01
27	\$130.97	\$178.42	\$312.00	\$533.05
28	\$132.40	\$179.82	\$313.69	\$537.07
29	\$133.85	\$181.20	\$315.36	\$541.11
30	\$135.29	\$182.62	\$317.05	\$545.15
31	\$143.35	\$187.66	\$318.08	\$558.92
32	\$151.41	\$192.73	\$319.12	\$572.71
33	\$159.47	\$197.78	\$320.15	\$586.49
34	\$167.54	\$202.85	\$321.17	\$600.28
35	\$171.16	\$204.81	\$324.62	\$604.48
36	\$172.95	\$205.80	\$326.35	\$606.57
37	\$174.77	\$206.78	\$328.06	\$608.67
38	\$176.56	\$207.77	\$329.79	\$610.76
39	\$181.99	\$210.72	\$334.97	\$617.05
40	\$189.20	\$214.63	\$341.85	\$625.46
41	\$196.43	\$218.56	\$348.76	\$633.84
42	\$203.65	\$222.50	\$355.65	\$642.22
43	\$210.08	\$227.69	\$364.26	\$648.04
44	\$216.49	\$232.92	\$372.89	\$653.83
45	\$222.91	\$238.11	\$381.53	\$659.65
46	\$229.32	\$243.33	\$390.15	\$665.45
47	\$235.74	\$248.53	\$398.76	\$671.27
48	\$249.15	\$264.80	\$431.59	\$693.55
49	\$262.53	\$281.10	\$464.42	\$715.84
50	\$275.94	\$297.37	\$497.22	\$738.12
51	\$289.33	\$313.67	\$530.06	\$760.40
52	\$302.74	\$329.94	\$562.88	\$782.69
53	\$322.06	\$347.29	\$597.31	\$815.68
54	\$341.36	\$364.63	\$631.77	\$848.66
55	\$360.69	\$381.97	\$666.20	\$881.66
56	\$380.01	\$399.32	\$700.65	\$914.64
57	\$399.32	\$416.66	\$735.08	\$947.63
58	\$424.77	\$432.83	\$774.61	\$981.58
59	\$450.22	\$449.00	\$814.13	\$1,015.49
60	\$475.68	\$465.15	\$853.64	\$1,049.44
61	\$501.14	\$481.31	\$893.16	\$1,083.35
62	\$526.59	\$497.49	\$932.68	\$1,117.29
63	\$560.16	\$516.77	\$982.84	\$1,157.30
64	\$593.72	\$536.08	\$1,032.99	\$1,197.29

ConnectiCare® 2009 Rates *January – December 2009 Effective Dates*



Revised 12/08

POS 25/35 Hospital Copay \$500 w/ No Rx

(POS-OA-25-35-AJLA w/ No Rx)

All policyholders may be subject to a rate increase at their renewal date.
Rates are calculated as of the Applicant's age as of the effective date.

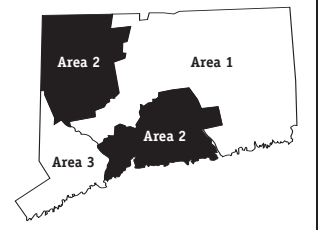
Area 2 (Litchfield, Middlesex and New Haven counties*)

Litchfield County: Barkhamsted, Bethlehem, Bridgewater, Canaan, Colebrook, Cornwall, Goshen, Harwinton, Kent, Litchfield, Morris, New Hartford, New Milford, Norfolk, North Canaan, Plymouth, Roxbury, Salisbury, Sharon, Thomaston, Torrington, Warren, Washington, Watertown, Winchester, Woodbury

Middlesex County: Chester, Clinton, Cromwell, Deep River, Durham, East Haddam, East Hampton, Essex, Haddam, Killingworth, Middlefield, Middletown, Old Saybrook, Portland, Westbrook

New Haven County: Ansonia, Bethany, Branford, Derby, East Haven, Guilford, Hamden, Madison, Meriden, Milford, New Haven, North Branford, North Haven, Orange, Seymour, Wallingford, West Haven, Woodbridge

*Note: The following towns are included in Area 1: Beacon Falls, Cheshire, Middlebury, Naugatuck, Oxford, Prospect, South Britain, Southbury, Waterbury and Wolcott.



Age	Individual Male	Individual Female	Individual +1 Dependent	Family
0-20	\$175.70	\$245.19	\$436.42	\$733.80
21	\$177.79	\$247.22	\$438.87	\$739.64
22	\$179.88	\$249.23	\$441.32	\$745.52
23	\$181.98	\$251.26	\$443.75	\$751.40
24	\$184.07	\$253.30	\$446.21	\$757.24
25	\$186.19	\$255.33	\$448.66	\$763.11
26	\$188.26	\$257.34	\$451.08	\$769.00
27	\$190.38	\$259.37	\$453.55	\$774.87
28	\$192.47	\$261.38	\$456.00	\$780.71
29	\$194.58	\$263.41	\$458.42	\$786.59
30	\$196.66	\$265.46	\$460.88	\$792.47
31	\$208.39	\$272.79	\$462.37	\$812.49
32	\$220.10	\$280.16	\$463.90	\$832.54
33	\$231.83	\$287.50	\$465.38	\$852.56
34	\$243.54	\$294.87	\$466.88	\$872.61
35	\$248.79	\$297.73	\$471.89	\$878.71
36	\$251.41	\$299.16	\$474.40	\$881.75
37	\$254.06	\$300.59	\$476.89	\$884.79
38	\$256.66	\$302.02	\$479.41	\$887.84
39	\$264.56	\$306.31	\$486.93	\$896.98
40	\$275.03	\$312.00	\$496.95	\$909.20
41	\$285.55	\$317.72	\$506.98	\$921.38
42	\$296.05	\$323.44	\$517.00	\$933.58
43	\$305.37	\$330.99	\$529.53	\$942.03
44	\$314.71	\$338.58	\$542.05	\$950.45
45	\$324.03	\$346.14	\$554.61	\$958.91
46	\$333.35	\$353.72	\$567.13	\$967.34
47	\$342.69	\$361.27	\$579.66	\$975.79
48	\$362.18	\$384.94	\$627.39	\$1,008.18
49	\$381.64	\$408.62	\$675.10	\$1,040.58
50	\$401.13	\$432.27	\$722.80	\$1,072.97
51	\$420.59	\$455.97	\$770.51	\$1,105.36
52	\$440.08	\$479.62	\$818.24	\$1,137.76
53	\$468.15	\$504.83	\$868.29	\$1,185.73
54	\$496.22	\$530.05	\$918.37	\$1,233.67
55	\$524.33	\$555.27	\$968.42	\$1,281.64
56	\$552.41	\$580.48	\$1,018.50	\$1,329.57
57	\$580.48	\$605.69	\$1,068.56	\$1,377.54
58	\$617.47	\$629.19	\$1,126.01	\$1,426.88
59	\$654.46	\$652.69	\$1,183.46	\$1,476.18
60	\$691.49	\$676.16	\$1,240.91	\$1,525.52
61	\$728.49	\$699.66	\$1,298.36	\$1,574.83
62	\$765.48	\$723.17	\$1,355.81	\$1,624.16
63	\$814.29	\$751.21	\$1,428.71	\$1,682.33
64	\$863.06	\$779.29	\$1,501.61	\$1,740.46

ConnectiCare® 2009 Rates *January – December 2009 Effective Dates*



Revised 12/08

POS 30/45 Hosp. Ded. \$2,000/\$4,000 w/ No Rx

(POS-OA-30-45-DJMA w/ No Rx)

All policyholders may be subject to a rate increase at their renewal date.
Rates are calculated as of the Applicant's age as of the effective date.

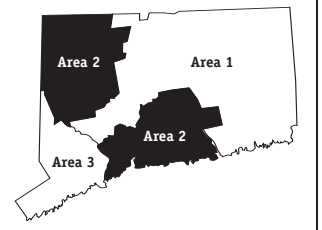
Area 2 (Litchfield, Middlesex and New Haven counties*)

Litchfield County: Barkhamsted, Bethlehem, Bridgewater, Canaan, Colebrook, Cornwall, Goshen, Harwinton, Kent, Litchfield, Morris, New Hartford, New Milford, Norfolk, North Canaan, Plymouth, Roxbury, Salisbury, Sharon, Thomaston, Torrington, Warren, Washington, Watertown, Winchester, Woodbury

Middlesex County: Chester, Clinton, Cromwell, Deep River, Durham, East Haddam, East Hampton, Essex, Haddam, Killingworth, Middlefield, Middletown, Old Saybrook, Portland, Westbrook

New Haven County: Ansonia, Bethany, Branford, Derby, East Haven, Guilford, Hamden, Madison, Meriden, Milford, New Haven, North Branford, North Haven, Orange, Seymour, Wallingford, West Haven, Woodbridge

*Note: The following towns are included in Area 1: Beacon Falls, Cheshire, Middlebury, Naugatuck, Oxford, Prospect, South Britain, Southbury, Waterbury and Wolcott.



Age	Individual Male	Individual Female	Individual +1 Dependent	Family
0-20	\$154.72	\$215.90	\$384.27	\$646.14
21	\$156.55	\$217.68	\$386.44	\$651.28
22	\$158.38	\$219.46	\$388.60	\$656.46
23	\$160.24	\$221.24	\$390.74	\$661.63
24	\$162.09	\$223.04	\$392.90	\$666.78
25	\$163.94	\$224.82	\$395.06	\$671.95
26	\$165.78	\$226.61	\$397.20	\$677.12
27	\$167.63	\$228.38	\$399.36	\$682.30
28	\$169.48	\$230.16	\$401.53	\$687.44
29	\$171.34	\$231.94	\$403.65	\$692.62
30	\$173.17	\$233.75	\$405.82	\$697.79
31	\$183.49	\$240.20	\$407.13	\$715.42
32	\$193.81	\$246.70	\$408.48	\$733.08
33	\$204.13	\$253.15	\$409.79	\$750.71
34	\$214.45	\$259.64	\$411.10	\$768.36
35	\$219.07	\$262.16	\$415.51	\$773.73
36	\$221.37	\$263.42	\$417.73	\$776.41
37	\$223.70	\$264.68	\$419.92	\$779.09
38	\$225.99	\$265.93	\$422.14	\$781.77
39	\$232.96	\$269.72	\$428.76	\$789.82
40	\$242.18	\$274.73	\$437.58	\$800.58
41	\$251.43	\$279.77	\$446.41	\$811.31
42	\$260.68	\$284.80	\$455.23	\$822.05
43	\$268.90	\$291.45	\$466.26	\$829.49
44	\$277.11	\$298.13	\$477.29	\$836.91
45	\$285.32	\$304.78	\$488.36	\$844.35
46	\$293.53	\$311.46	\$499.38	\$851.77
47	\$301.74	\$318.12	\$510.41	\$859.22
48	\$318.91	\$338.94	\$552.44	\$887.74
49	\$336.04	\$359.81	\$594.45	\$916.26
50	\$353.21	\$380.63	\$636.45	\$944.78
51	\$370.34	\$401.50	\$678.46	\$973.31
52	\$387.50	\$422.33	\$720.49	\$1,001.83
53	\$412.22	\$444.53	\$764.56	\$1,044.07
54	\$436.95	\$466.73	\$808.65	\$1,086.28
55	\$461.69	\$488.93	\$852.72	\$1,128.52
56	\$486.41	\$511.12	\$896.82	\$1,170.73
57	\$511.12	\$533.32	\$940.90	\$1,212.97
58	\$543.70	\$554.03	\$991.49	\$1,256.41
59	\$576.27	\$574.72	\$1,042.08	\$1,299.83
60	\$608.88	\$595.39	\$1,092.66	\$1,343.27
61	\$641.46	\$616.08	\$1,143.25	\$1,386.69
62	\$674.03	\$636.77	\$1,193.83	\$1,430.13
63	\$717.01	\$661.47	\$1,258.03	\$1,481.34
64	\$759.96	\$686.19	\$1,322.22	\$1,532.53

ConnectiCare® 2009 Rates *January – December 2009 Effective Dates*



Revised 12/08

POS High Deductible Health Plan \$1,500 Individual/\$ 3,000 Family w/\$15/25/40 Rx after Ded.

(POS-HSA-00-00-HDOI/HDUF)

All policyholders may be subject to a rate increase at their renewal date.
Rates are calculated as of the Applicant's age as of the effective date.

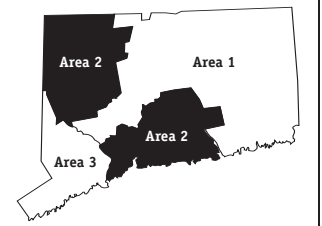
Area 2 (Litchfield, Middlesex and New Haven counties*)

Litchfield County: Barkhamsted, Bethlehem, Bridgewater, Canaan, Colebrook, Cornwall, Goshen, Harwinton, Kent, Litchfield, Morris, New Hartford, New Milford, Norfolk, North Canaan, Plymouth, Roxbury, Salisbury, Sharon, Thomaston, Torrington, Warren, Washington, Watertown, Winchester, Woodbury

Middlesex County: Chester, Clinton, Cromwell, Deep River, Durham, East Haddam, East Hampton, Essex, Haddam, Killingworth, Middlefield, Middletown, Old Saybrook, Portland, Westbrook

New Haven County: Ansonia, Bethany, Branford, Derby, East Haven, Guilford, Hamden, Madison, Meriden, Milford, New Haven, North Branford, North Haven, Orange, Seymour, Wallingford, West Haven, Woodbridge

*Note: The following towns are included in Area 1: Beacon Falls, Cheshire, Middlebury, Naugatuck, Oxford, Prospect, South Britain, Southbury, Waterbury and Wolcott.



Unlimited

Age	Individual Male	Individual Female	Individual +1 Dependent	Family
0-20	\$139.25	\$194.35	\$295.64	\$581.59
21	\$140.92	\$195.95	\$297.29	\$586.23
22	\$142.59	\$197.54	\$298.95	\$590.88
23	\$144.24	\$199.17	\$300.62	\$595.51
24	\$145.89	\$200.76	\$302.28	\$600.18
25	\$147.55	\$202.38	\$303.93	\$604.83
26	\$149.22	\$203.98	\$305.59	\$609.48
27	\$150.90	\$205.57	\$307.26	\$614.12
28	\$152.53	\$207.20	\$308.93	\$618.78
29	\$154.21	\$208.78	\$310.57	\$623.43
30	\$155.87	\$210.40	\$312.24	\$628.07
31	\$165.15	\$216.21	\$313.28	\$643.96
32	\$174.45	\$222.06	\$314.33	\$659.84
33	\$183.74	\$227.87	\$315.39	\$675.73
34	\$193.02	\$233.70	\$316.43	\$691.61
35	\$197.18	\$235.96	\$319.93	\$696.45
36	\$199.26	\$237.10	\$321.67	\$698.86
37	\$201.35	\$238.22	\$323.43	\$701.27
38	\$203.42	\$239.37	\$325.17	\$703.68
39	\$209.67	\$242.75	\$330.43	\$710.95
40	\$218.00	\$247.29	\$337.40	\$720.59
41	\$226.31	\$251.82	\$344.42	\$730.26
42	\$234.65	\$256.35	\$351.41	\$739.94
43	\$242.04	\$262.35	\$360.18	\$746.63
44	\$249.44	\$268.36	\$368.95	\$753.31
45	\$256.82	\$274.33	\$377.71	\$760.01
46	\$264.22	\$280.33	\$386.47	\$766.70
47	\$271.61	\$286.33	\$395.24	\$773.39
48	\$287.04	\$305.09	\$430.58	\$799.06
49	\$302.47	\$323.87	\$465.89	\$824.74
50	\$317.93	\$342.61	\$501.23	\$850.40
51	\$333.36	\$361.36	\$536.55	\$876.08
52	\$348.79	\$380.13	\$571.89	\$901.76
53	\$371.06	\$400.12	\$606.90	\$939.77
54	\$393.30	\$420.09	\$641.88	\$977.77
55	\$415.57	\$440.10	\$676.90	\$1,015.81
56	\$437.81	\$460.08	\$711.88	\$1,053.81
57	\$460.08	\$480.06	\$746.89	\$1,091.83
58	\$489.39	\$498.69	\$787.04	\$1,130.90
59	\$518.74	\$517.31	\$827.19	\$1,170.02
60	\$548.05	\$535.93	\$867.32	\$1,209.09
61	\$577.39	\$554.55	\$907.47	\$1,248.19
62	\$606.71	\$573.18	\$947.62	\$1,287.28
63	\$645.38	\$595.42	\$998.56	\$1,333.35
64	\$684.07	\$617.64	\$1,049.50	\$1,379.44

ConnectiCare® 2009 Rates *January – December 2009 Effective Dates*



Revised 12/08

POS High Deductible Health Plan \$3,000 Individual/\$6,000 Family w/\$15/25/40 Rx after Ded.

(POS-HSA-00-00-HDVI/HDFW)

All policyholders may be subject to a rate increase at their renewal date.
Rates are calculated as of the Applicant's age as of the effective date.

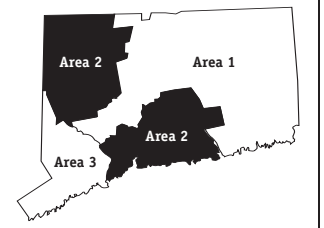
Area 2 (Litchfield, Middlesex and New Haven counties*)

Litchfield County: Barkhamsted, Bethlehem, Bridgewater, Canaan, Colebrook, Cornwall, Goshen, Harwinton, Kent, Litchfield, Morris, New Hartford, New Milford, Norfolk, North Canaan, Plymouth, Roxbury, Salisbury, Sharon, Thomaston, Torrington, Warren, Washington, Watertown, Winchester, Woodbury

Middlesex County: Chester, Clinton, Cromwell, Deep River, Durham, East Haddam, East Hampton, Essex, Haddam, Killingworth, Middlefield, Middletown, Old Saybrook, Portland, Westbrook

New Haven County: Ansonia, Bethany, Branford, Derby, East Haven, Guilford, Hamden, Madison, Meriden, Milford, New Haven, North Branford, North Haven, Orange, Seymour, Wallingford, West Haven, Woodbridge

*Note: The following towns are included in Area 1: Beacon Falls, Cheshire, Middlebury, Naugatuck, Oxford, Prospect, South Britain, Southbury, Waterbury and Wolcott.



Unlimited

Age	Individual Male	Individual Female	Individual +1 Dependent	Family
0-20	\$114.39	\$159.66	\$242.87	\$477.77
21	\$115.76	\$160.98	\$244.21	\$481.59
22	\$117.13	\$162.28	\$245.59	\$485.39
23	\$118.50	\$163.61	\$246.96	\$489.22
24	\$119.85	\$164.93	\$248.33	\$493.05
25	\$121.21	\$166.26	\$249.67	\$496.87
26	\$122.59	\$167.57	\$251.04	\$500.68
27	\$123.95	\$168.88	\$252.41	\$504.50
28	\$125.31	\$170.21	\$253.78	\$508.33
29	\$126.68	\$171.52	\$255.13	\$512.15
30	\$128.05	\$172.84	\$256.51	\$515.96
31	\$135.67	\$177.62	\$257.36	\$529.02
32	\$143.31	\$182.41	\$258.23	\$542.06
33	\$150.93	\$187.19	\$259.08	\$555.10
34	\$158.57	\$191.98	\$259.94	\$568.16
35	\$161.99	\$193.84	\$262.83	\$572.12
36	\$163.68	\$194.78	\$264.25	\$574.11
37	\$165.41	\$195.70	\$265.70	\$576.10
38	\$167.11	\$196.64	\$267.12	\$578.09
39	\$172.24	\$199.41	\$271.45	\$584.04
40	\$179.08	\$203.15	\$277.18	\$591.97
41	\$185.91	\$206.87	\$282.93	\$599.91
42	\$192.76	\$210.59	\$288.68	\$607.85
43	\$198.83	\$215.52	\$295.88	\$613.35
44	\$204.92	\$220.45	\$303.08	\$618.85
45	\$210.98	\$225.36	\$310.28	\$624.35
46	\$217.06	\$230.28	\$317.48	\$629.84
47	\$223.12	\$235.22	\$324.68	\$635.35
48	\$235.81	\$250.64	\$353.72	\$656.43
49	\$248.48	\$266.06	\$382.73	\$677.52
50	\$261.18	\$281.45	\$411.77	\$698.62
51	\$273.85	\$296.87	\$440.77	\$719.70
52	\$286.53	\$312.27	\$469.80	\$740.78
53	\$304.83	\$328.70	\$498.57	\$772.02
54	\$323.10	\$345.11	\$527.31	\$803.24
55	\$341.39	\$361.54	\$556.06	\$834.48
56	\$359.66	\$377.96	\$584.80	\$865.71
57	\$377.96	\$394.37	\$613.57	\$896.94
58	\$402.05	\$409.67	\$646.55	\$929.04
59	\$426.14	\$424.97	\$679.53	\$961.16
60	\$450.23	\$440.26	\$712.50	\$993.27
61	\$474.33	\$455.57	\$745.49	\$1,025.38
62	\$498.42	\$470.86	\$778.47	\$1,057.50
63	\$530.19	\$489.14	\$820.32	\$1,095.35
64	\$561.95	\$507.39	\$862.17	\$1,133.21

ConnectiCare® 2009 Rates *January – December 2009 Effective Dates*



Revised 12/08

POS High Deductible Health Plan \$5,000 Individual/\$10,000 Family w/No Member Cost after Ded.

(POS-HSA-00-00-HDXI/HDYF)

All policyholders may be subject to a rate increase at their renewal date.
Rates are calculated as of the Applicant's age as of the effective date.

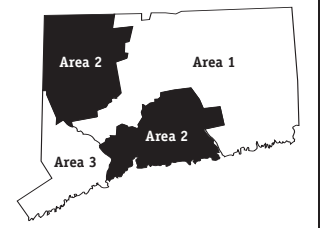
Area 2 (Litchfield, Middlesex and New Haven counties*)

Litchfield County: Barkhamsted, Bethlehem, Bridgewater, Canaan, Colebrook, Cornwall, Goshen, Harwinton, Kent, Litchfield, Morris, New Hartford, New Milford, Norfolk, North Canaan, Plymouth, Roxbury, Salisbury, Sharon, Thomaston, Torrington, Warren, Washington, Watertown, Winchester, Woodbury

Middlesex County: Chester, Clinton, Cromwell, Deep River, Durham, East Haddam, East Hampton, Essex, Haddam, Killingworth, Middlefield, Middletown, Old Saybrook, Portland, Westbrook

New Haven County: Ansonia, Bethany, Branford, Derby, East Haven, Guilford, Hamden, Madison, Meriden, Milford, New Haven, North Branford, North Haven, Orange, Seymour, Wallingford, West Haven, Woodbridge

*Note: The following towns are included in Area 1: Beacon Falls, Cheshire, Middlebury, Naugatuck, Oxford, Prospect, South Britain, Southbury, Waterbury and Wolcott.



Unlimited

Age	Individual Male	Individual Female	Individual +1 Dependent	Family
0-20	\$91.99	\$128.40	\$195.31	\$384.21
21	\$93.09	\$129.45	\$196.40	\$387.29
22	\$94.20	\$130.50	\$197.50	\$390.35
23	\$95.29	\$131.57	\$198.60	\$393.42
24	\$96.39	\$132.63	\$199.70	\$396.51
25	\$97.49	\$133.70	\$200.78	\$399.57
26	\$98.59	\$134.75	\$201.88	\$402.64
27	\$99.68	\$135.81	\$202.99	\$405.71
28	\$100.76	\$136.88	\$204.09	\$408.79
29	\$101.87	\$137.93	\$205.17	\$411.86
30	\$102.97	\$138.99	\$206.28	\$414.93
31	\$109.11	\$142.84	\$206.96	\$425.42
32	\$115.25	\$146.69	\$207.66	\$435.92
33	\$121.38	\$150.53	\$208.36	\$446.41
34	\$127.52	\$154.39	\$209.04	\$456.91
35	\$130.27	\$155.89	\$211.36	\$460.09
36	\$131.63	\$156.63	\$212.50	\$461.69
37	\$133.02	\$157.38	\$213.67	\$463.29
38	\$134.39	\$158.13	\$214.82	\$464.88
39	\$138.51	\$160.37	\$218.29	\$469.68
40	\$144.02	\$163.37	\$222.91	\$476.05
41	\$149.52	\$166.36	\$227.53	\$482.44
42	\$155.01	\$169.34	\$232.15	\$488.82
43	\$159.90	\$173.31	\$237.94	\$493.24
44	\$164.78	\$177.27	\$243.74	\$497.66
45	\$169.67	\$181.23	\$249.53	\$502.09
46	\$174.55	\$185.19	\$255.31	\$506.51
47	\$179.44	\$189.16	\$261.10	\$510.93
48	\$189.63	\$201.56	\$284.45	\$527.89
49	\$199.83	\$213.95	\$307.78	\$544.85
50	\$210.04	\$226.33	\$331.13	\$561.81
51	\$220.23	\$238.73	\$354.46	\$578.77
52	\$230.42	\$251.12	\$377.81	\$595.73
53	\$245.14	\$264.34	\$400.94	\$620.83
54	\$259.83	\$277.53	\$424.05	\$645.94
55	\$274.54	\$290.75	\$447.18	\$671.07
56	\$289.23	\$303.95	\$470.29	\$696.18
57	\$303.95	\$317.14	\$493.41	\$721.29
58	\$323.32	\$329.46	\$519.95	\$747.11
59	\$342.70	\$341.75	\$546.47	\$772.95
60	\$362.07	\$354.06	\$572.99	\$798.77
61	\$381.45	\$366.36	\$599.50	\$824.60
62	\$400.81	\$378.66	\$626.03	\$850.41
63	\$426.36	\$393.36	\$659.68	\$880.87
64	\$451.92	\$408.04	\$693.33	\$911.30