



Revised 12/08

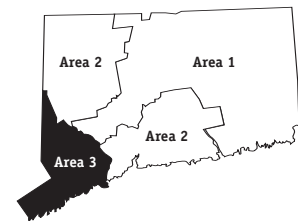
HMO 25/35 Hospital Copay \$500

(HMO-0A-25-35-AFOA)

All policyholders may be subject to a rate increase at their renewal date.
Rates are calculated as of the Applicant's age as of the effective date.

Area 3 (Fairfield County)

Fairfield County: Bethel, Bridgeport, Brookfield, Danbury, Darien, Easton, Fairfield, Greenwich, Monroe, New Canaan, New Fairfield, Newtown, Norwalk, Shelton, Sherman, Stamford, Stratford, Redding, Ridgefield, Trumbull, Weston, Westport, Wilton



10-20-35 and \$1,000 Rx Benefit Max

Age	Individual Male	Individual Female	Individual +1 Dependent	Family
0-20	\$243.48	\$408.14	\$673.00	\$1,084.90
21	\$246.37	\$411.34	\$676.75	\$1,093.38
22	\$249.25	\$414.48	\$680.50	\$1,101.87
23	\$252.14	\$417.67	\$684.24	\$1,110.40
24	\$255.07	\$420.81	\$687.99	\$1,118.88
25	\$257.96	\$424.00	\$691.74	\$1,127.37
26	\$260.84	\$427.15	\$695.49	\$1,135.85
27	\$263.78	\$430.33	\$699.24	\$1,144.34
28	\$266.66	\$433.52	\$702.98	\$1,152.82
29	\$269.55	\$436.66	\$706.77	\$1,161.31
30	\$272.47	\$439.85	\$710.51	\$1,169.80
31	\$288.66	\$450.03	\$712.58	\$1,197.58
32	\$304.81	\$460.22	\$714.70	\$1,225.36
33	\$321.02	\$470.39	\$716.76	\$1,253.14
34	\$337.21	\$480.59	\$718.87	\$1,280.93
35	\$344.49	\$484.56	\$725.81	\$1,289.36
36	\$348.15	\$486.49	\$729.29	\$1,293.58
37	\$351.82	\$488.48	\$732.78	\$1,297.80
38	\$355.47	\$490.46	\$736.23	\$1,302.03
39	\$366.41	\$496.37	\$746.65	\$1,314.69
40	\$380.97	\$504.30	\$760.57	\$1,331.57
41	\$395.57	\$512.16	\$774.43	\$1,348.46
42	\$410.17	\$520.05	\$788.35	\$1,365.34
43	\$423.05	\$530.56	\$805.75	\$1,377.02
44	\$435.93	\$541.03	\$823.10	\$1,388.73
45	\$448.84	\$551.53	\$840.51	\$1,400.41
46	\$461.73	\$562.01	\$857.86	\$1,412.12
47	\$474.61	\$572.51	\$875.26	\$1,423.80
48	\$501.58	\$590.90	\$926.90	\$1,454.24
49	\$528.54	\$609.29	\$978.55	\$1,484.73
50	\$555.54	\$627.65	\$1,030.24	\$1,515.19
51	\$582.50	\$646.04	\$1,081.88	\$1,545.68
52	\$609.48	\$664.43	\$1,133.53	\$1,576.13
53	\$648.45	\$699.41	\$1,202.87	\$1,642.60
54	\$687.43	\$734.37	\$1,272.21	\$1,709.06
55	\$726.37	\$769.30	\$1,341.57	\$1,775.47
56	\$765.35	\$804.28	\$1,410.90	\$1,841.92
57	\$804.33	\$839.26	\$1,480.25	\$1,908.40
58	\$855.58	\$871.74	\$1,559.90	\$1,976.75
59	\$906.84	\$904.21	\$1,639.54	\$2,045.06
60	\$958.09	\$936.72	\$1,719.12	\$2,113.41
61	\$1,009.35	\$969.20	\$1,798.77	\$2,181.72
62	\$1,060.61	\$1,001.69	\$1,878.41	\$2,250.09
63	\$1,128.18	\$1,040.45	\$1,979.46	\$2,330.67
64	\$1,195.76	\$1,079.22	\$2,080.51	\$2,411.21

10-20-35 and \$2,000 Rx Benefit Max

Age	Individual Male	Individual Female	Individual +1 Dependent	Family
0-20	\$250.19	\$419.39	\$691.53	\$1,114.77
21	\$253.16	\$422.66	\$695.39	\$1,123.49
22	\$256.12	\$425.90	\$699.24	\$1,132.21
23	\$259.08	\$429.17	\$703.08	\$1,140.98
24	\$262.10	\$432.41	\$706.93	\$1,149.69
25	\$265.06	\$435.67	\$710.78	\$1,158.40
26	\$268.02	\$438.91	\$714.64	\$1,167.12
27	\$271.04	\$442.18	\$718.48	\$1,175.85
28	\$274.00	\$445.46	\$722.33	\$1,184.57
29	\$276.97	\$448.68	\$726.23	\$1,193.28
30	\$279.97	\$451.96	\$730.08	\$1,202.01
31	\$296.61	\$462.41	\$732.20	\$1,230.55
32	\$313.21	\$472.90	\$734.37	\$1,259.10
33	\$329.85	\$483.34	\$736.50	\$1,287.64
34	\$346.49	\$493.83	\$738.66	\$1,316.19
35	\$353.97	\$497.90	\$745.79	\$1,324.87
36	\$357.74	\$499.90	\$749.37	\$1,329.20
37	\$361.51	\$501.93	\$752.97	\$1,333.54
38	\$365.26	\$503.97	\$756.51	\$1,337.87
39	\$376.50	\$510.04	\$767.21	\$1,350.88
40	\$391.46	\$518.18	\$781.51	\$1,368.23
41	\$406.46	\$526.27	\$795.76	\$1,385.59
42	\$421.47	\$534.37	\$810.06	\$1,402.93
43	\$434.70	\$545.17	\$827.94	\$1,414.93
44	\$447.93	\$555.93	\$845.77	\$1,426.97
45	\$461.21	\$566.72	\$863.64	\$1,438.96
46	\$474.44	\$577.48	\$881.49	\$1,451.00
47	\$487.67	\$588.27	\$899.36	\$1,463.00
48	\$515.39	\$607.17	\$952.43	\$1,494.28
49	\$543.09	\$626.08	\$1,005.51	\$1,525.62
50	\$570.84	\$644.93	\$1,058.62	\$1,556.91
51	\$598.54	\$663.83	\$1,111.67	\$1,588.24
52	\$626.25	\$682.73	\$1,164.74	\$1,619.53
53	\$666.30	\$718.67	\$1,235.99	\$1,687.83
54	\$706.36	\$754.60	\$1,307.25	\$1,756.11
55	\$746.37	\$790.48	\$1,378.50	\$1,824.36
56	\$786.42	\$826.42	\$1,449.75	\$1,892.64
57	\$826.47	\$862.36	\$1,521.02	\$1,960.95
58	\$879.14	\$895.74	\$1,602.85	\$2,031.18
59	\$931.82	\$929.11	\$1,684.68	\$2,101.37
60	\$984.47	\$962.52	\$1,766.46	\$2,171.60
61	\$1,037.14	\$995.90	\$1,848.31	\$2,241.79
62	\$1,089.81	\$1,029.26	\$1,930.14	\$2,312.04
63	\$1,159.25	\$1,069.10	\$2,033.97	\$2,394.84
64	\$1,228.68	\$1,108.93	\$2,137.79	\$2,477.61

10-20-35 and \$3,000 Rx Benefit Max

Age	Individual Male	Individual Female	Individual +1 Dependent	Family
0-20	\$253.48	\$424.90	\$700.62	\$1,129.44
21	\$256.49	\$428.21	\$704.53	\$1,138.27
22	\$259.49	\$431.50	\$708.43	\$1,147.10
23	\$262.49	\$434.82	\$712.33	\$1,155.98
24	\$265.54	\$438.09	\$716.22	\$1,164.80
25	\$268.55	\$441.40	\$720.12	\$1,173.64
26	\$271.55	\$444.68	\$724.03	\$1,182.47
27	\$274.61	\$448.00	\$727.94	\$1,191.31
28	\$277.60	\$451.32	\$731.84	\$1,200.14
29	\$280.61	\$454.59	\$735.78	\$1,208.98
30	\$283.65	\$457.90	\$739.67	\$1,217.81
31	\$300.52	\$468.49	\$741.83	\$1,246.74
32	\$317.33	\$479.11	\$744.03	\$1,275.65
33	\$334.19	\$489.70	\$746.19	\$1,304.58
34	\$351.05	\$500.33	\$748.38	\$1,333.50
35	\$358.64	\$504.45	\$755.60	\$1,342.29
36	\$362.44	\$506.46	\$759.23	\$1,346.68
37	\$366.26	\$508.53	\$762.86	\$1,351.07
38	\$370.07	\$510.60	\$766.45	\$1,355.47
39	\$381.46	\$516.74	\$777.29	\$1,368.65
40	\$396.61	\$524.99	\$791.79	\$1,386.23
41	\$411.82	\$533.19	\$806.22	\$1,403.81
42	\$427.01	\$541.39	\$820.70	\$1,421.38
43	\$440.42	\$552.34	\$838.82	\$1,433.54
44	\$453.82	\$563.24	\$856.90	\$1,445.73
45	\$467.28	\$574.17	\$875.00	\$1,457.88
46	\$480.68	\$585.07	\$893.08	\$1,470.09
47	\$494.09	\$596.01	\$911.19	\$1,482.24
48	\$522.17	\$615.16	\$964.96	\$1,513.93
49	\$550.23	\$634.31	\$1,018.73	\$1,545.68
50	\$578.34	\$653.41	\$1,072.53	\$1,577.38
51	\$606.41	\$672.55	\$1,126.29	\$1,609.13
52	\$634.48	\$691.70	\$1,180.06	\$1,640.83
53	\$675.06	\$728.11	\$1,252.24	\$1,710.02
54	\$715.64	\$764.52	\$1,324.44	\$1,779.21
55	\$756.18	\$800.89	\$1,396.63	\$1,848.35
56	\$796.76	\$837.29	\$1,468.82	\$1,917.54
57	\$837.34	\$873.71	\$1,541.02	\$1,986.73
58	\$890.71	\$907.52	\$1,623.93	\$2,057.89
59	\$944.06	\$941.33	\$1,706.84	\$2,129.01
60	\$997.41	\$975.18	\$1,789.69	\$2,200.16
61	\$1,050.78	\$1,008.99	\$1,872.61	\$2,271.28
62	\$1,104.14	\$1,042.80	\$1,955.52	\$2,342.44
63	\$1,174.49	\$1,083.16	\$2,060.71	\$2,426.34
64	\$1,244.84	\$1,123.51	\$2,165.90	\$2,510.19



Revised 12/08

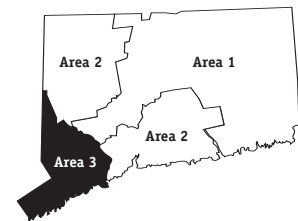
HMO 25/35 Hospital Copay \$500

(HMO-0A-25-35-AFOA)

All policyholders may be subject to a rate increase at their renewal date.
Rates are calculated as of the Applicant's age as of the effective date.

Area 3 (Fairfield County)

Fairfield County: Bethel, Bridgeport, Brookfield, Danbury, Darien, Easton, Fairfield, Greenwich, Monroe, New Canaan, New Fairfield, Newtown, Norwalk, Shelton, Sherman, Stamford, Stratford, Redding, Ridgefield, Trumbull, Weston, Westport, Wilton



15-25-40 and \$1,000 Rx Benefit Max

Age	Individual Male	Individual Female	Individual +1 Dependent	Family
0-20	\$241.22	\$404.36	\$666.75	\$1,074.82
21	\$244.09	\$407.51	\$670.46	\$1,083.23
22	\$246.94	\$410.64	\$674.18	\$1,091.63
23	\$249.80	\$413.79	\$677.88	\$1,100.09
24	\$252.70	\$416.91	\$681.60	\$1,108.49
25	\$255.56	\$420.06	\$685.30	\$1,116.90
26	\$258.42	\$423.18	\$689.03	\$1,125.30
27	\$261.32	\$426.34	\$692.74	\$1,133.71
28	\$264.18	\$429.50	\$696.45	\$1,142.12
29	\$267.04	\$432.61	\$700.20	\$1,150.52
30	\$269.94	\$435.77	\$703.91	\$1,158.93
31	\$285.98	\$445.84	\$705.96	\$1,186.45
32	\$301.98	\$455.95	\$708.06	\$1,213.98
33	\$318.04	\$466.03	\$710.11	\$1,241.51
34	\$334.08	\$476.13	\$712.19	\$1,269.03
35	\$341.29	\$480.06	\$719.07	\$1,277.39
36	\$344.92	\$481.97	\$722.51	\$1,281.57
37	\$348.55	\$483.94	\$725.97	\$1,285.74
38	\$352.17	\$485.90	\$729.39	\$1,289.93
39	\$363.01	\$491.76	\$739.72	\$1,302.47
40	\$377.43	\$499.61	\$753.51	\$1,319.21
41	\$391.90	\$507.41	\$767.24	\$1,335.93
42	\$406.36	\$515.22	\$781.03	\$1,352.66
43	\$419.12	\$525.64	\$798.27	\$1,364.22
44	\$431.88	\$536.01	\$815.46	\$1,375.84
45	\$444.68	\$546.41	\$832.70	\$1,387.40
46	\$457.44	\$556.78	\$849.89	\$1,399.00
47	\$470.20	\$567.20	\$867.13	\$1,410.57
48	\$496.92	\$585.41	\$918.30	\$1,440.73
49	\$523.62	\$603.63	\$969.47	\$1,470.94
50	\$550.38	\$621.82	\$1,020.67	\$1,501.12
51	\$577.09	\$640.03	\$1,071.84	\$1,531.33
52	\$603.81	\$658.26	\$1,123.00	\$1,561.50
53	\$642.42	\$692.92	\$1,191.69	\$1,627.34
54	\$681.05	\$727.55	\$1,260.41	\$1,693.18
55	\$719.62	\$762.16	\$1,329.11	\$1,758.98
56	\$758.24	\$796.81	\$1,397.80	\$1,824.82
57	\$796.85	\$831.46	\$1,466.50	\$1,890.68
58	\$847.63	\$863.64	\$1,545.41	\$1,958.39
59	\$898.42	\$895.82	\$1,624.32	\$2,026.07
60	\$949.19	\$928.03	\$1,703.17	\$2,093.78
61	\$999.98	\$960.20	\$1,782.07	\$2,161.46
62	\$1,050.76	\$992.39	\$1,860.97	\$2,229.19
63	\$1,117.71	\$1,030.79	\$1,961.08	\$2,309.03
64	\$1,184.65	\$1,069.19	\$2,061.18	\$2,388.81

15-25-40 and \$2,000 Rx Benefit Max

Age	Individual Male	Individual Female	Individual +1 Dependent	Family
0-20	\$246.81	\$413.72	\$682.18	\$1,099.70
21	\$249.74	\$416.95	\$685.98	\$1,108.32
22	\$252.66	\$420.14	\$689.78	\$1,116.92
23	\$255.59	\$423.38	\$693.58	\$1,125.56
24	\$258.55	\$426.56	\$697.37	\$1,134.15
25	\$261.49	\$429.79	\$701.17	\$1,142.76
26	\$264.40	\$432.98	\$704.98	\$1,151.36
27	\$267.38	\$436.20	\$708.77	\$1,159.96
28	\$270.30	\$439.44	\$712.57	\$1,168.56
29	\$273.22	\$442.63	\$716.42	\$1,177.16
30	\$276.19	\$445.85	\$720.21	\$1,185.77
31	\$292.61	\$456.16	\$722.31	\$1,213.92
32	\$308.98	\$466.51	\$724.45	\$1,242.09
33	\$325.39	\$476.81	\$726.54	\$1,270.25
34	\$341.81	\$487.16	\$728.68	\$1,298.41
35	\$349.19	\$491.18	\$735.72	\$1,306.96
36	\$352.91	\$493.14	\$739.25	\$1,311.24
37	\$356.62	\$495.15	\$742.79	\$1,315.51
38	\$360.33	\$497.16	\$746.28	\$1,319.80
39	\$371.42	\$503.13	\$756.84	\$1,332.63
40	\$386.17	\$511.18	\$770.95	\$1,349.75
41	\$400.98	\$519.16	\$785.00	\$1,366.86
42	\$415.78	\$527.15	\$799.11	\$1,383.98
43	\$428.82	\$537.80	\$816.74	\$1,395.81
44	\$441.88	\$548.42	\$834.34	\$1,407.68
45	\$454.98	\$559.06	\$851.98	\$1,419.52
46	\$468.03	\$569.67	\$869.58	\$1,431.40
47	\$481.09	\$580.33	\$887.21	\$1,443.23
48	\$508.43	\$598.96	\$939.56	\$1,474.09
49	\$535.76	\$617.62	\$991.92	\$1,505.00
50	\$563.12	\$636.21	\$1,044.31	\$1,535.87
51	\$590.45	\$654.85	\$1,096.65	\$1,566.79
52	\$617.79	\$673.51	\$1,149.01	\$1,597.65
53	\$657.29	\$708.96	\$1,219.29	\$1,665.02
54	\$696.81	\$744.40	\$1,289.59	\$1,732.37
55	\$736.28	\$779.81	\$1,359.88	\$1,799.70
56	\$775.80	\$815.26	\$1,430.17	\$1,867.07
57	\$815.31	\$850.72	\$1,500.46	\$1,934.45
58	\$867.27	\$883.63	\$1,581.19	\$2,003.74
59	\$919.23	\$916.56	\$1,661.92	\$2,072.98
60	\$971.18	\$949.52	\$1,742.60	\$2,142.26
61	\$1,023.12	\$982.43	\$1,823.33	\$2,211.50
62	\$1,075.08	\$1,015.36	\$1,904.06	\$2,280.80
63	\$1,143.58	\$1,054.66	\$2,006.48	\$2,362.48
64	\$1,212.08	\$1,093.94	\$2,108.91	\$2,444.12

15-25-40 and \$3,000 Rx Benefit Max

Age	Individual Male	Individual Female	Individual +1 Dependent	Family
0-20	\$249.48	\$418.18	\$689.55	\$1,111.57
21	\$252.43	\$421.45	\$693.39	\$1,120.26
22	\$255.38	\$424.68	\$697.23	\$1,128.97
23	\$258.34	\$427.94	\$701.07	\$1,137.70
24	\$261.34	\$431.17	\$704.91	\$1,146.39
25	\$264.31	\$434.43	\$708.74	\$1,155.08
26	\$267.26	\$437.65	\$712.59	\$1,163.78
27	\$270.26	\$440.92	\$716.43	\$1,172.47
28	\$273.21	\$444.17	\$720.26	\$1,181.17
29	\$276.17	\$447.40	\$724.14	\$1,189.86
30	\$279.17	\$450.67	\$727.98	\$1,198.55
31	\$295.77	\$461.09	\$730.10	\$1,227.02
32	\$312.32	\$471.54	\$732.26	\$1,255.49
33	\$328.91	\$481.95	\$734.39	\$1,283.95
34	\$345.50	\$492.41	\$736.54	\$1,312.42
35	\$352.96	\$496.47	\$743.65	\$1,321.07
36	\$356.71	\$498.46	\$747.23	\$1,325.38
37	\$360.47	\$500.49	\$750.80	\$1,329.71
38	\$364.21	\$502.52	\$754.33	\$1,334.04
39	\$375.42	\$508.57	\$765.01	\$1,347.00
40	\$390.33	\$516.69	\$779.27	\$1,364.31
41	\$405.30	\$524.75	\$793.47	\$1,381.61
42	\$420.25	\$532.83	\$807.74	\$1,398.91
43	\$433.46	\$543.60	\$825.56	\$1,410.87
44	\$446.65	\$554.33	\$843.34	\$1,422.87
45	\$459.89	\$565.09	\$861.17	\$1,434.83
46	\$473.08	\$575.82	\$878.95	\$1,446.84
47	\$486.27	\$586.59	\$896.78	\$1,458.80
48	\$513.90	\$605.43	\$949.69	\$1,489.99
49	\$541.53	\$624.27	\$1,002.62	\$1,521.24
50	\$569.20	\$643.08	\$1,055.57	\$1,552.44
51	\$596.82	\$661.92	\$1,108.49	\$1,583.68
52	\$624.46	\$680.76	\$1,161.39	\$1,614.89
53	\$664.39	\$716.60	\$1,232.44	\$1,682.98
54	\$704.33	\$752.43	\$1,303.50	\$1,751.07
55	\$744.22	\$788.22	\$1,374.55	\$1,819.12
56	\$784.17	\$824.05	\$1,445.60	\$1,887.22
57	\$824.10	\$859.89	\$1,516.65	\$1,955.32
58	\$876.62	\$893.17	\$1,598.25	\$2,025.35
59	\$929.14	\$926.44	\$1,679.85	\$2,095.34
60	\$981.65	\$959.76	\$1,761.39	\$2,165.37
61	\$1,034.17	\$993.04	\$1,842.99	\$2,235.36
62	\$1,086.69	\$1,026.31	\$1,924.60	\$2,305.40
63	\$1,155.92	\$1,066.04	\$2,028.13	\$2,387.97
64	\$1,225.16	\$1,105.75	\$2,131.65	\$2,470.49



Revised 12/08

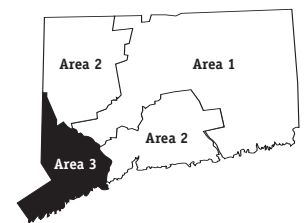
HMO 30/45 Hospital Copay \$500 w/Radiology Copay

(HMO-OA-30-45-AJEA)

All policyholders may be subject to a rate increase at their renewal date.
Rates are calculated as of the Applicant's age as of the effective date.

Area 3 (Fairfield County)

Fairfield County: Bethel, Bridgeport, Brookfield, Danbury, Darien, Easton, Fairfield, Greenwich, Monroe, New Canaan, New Fairfield, Newtown, Norwalk, Shelton, Sherman, Stamford, Stratford, Redding, Ridgefield, Trumbull, Weston, Westport, Wilton



20-50%-50% and \$3,000 Rx Benefit Max

Age	Individual Male	Individual Female	Individual +1 Dependent	Family
0-20	\$226.80	\$380.18	\$626.89	\$1,010.57
21	\$229.49	\$383.16	\$630.38	\$1,018.47
22	\$232.18	\$386.09	\$633.87	\$1,026.38
23	\$234.87	\$389.06	\$637.36	\$1,034.32
24	\$237.60	\$391.98	\$640.85	\$1,042.23
25	\$240.28	\$394.95	\$644.35	\$1,050.13
26	\$242.97	\$397.88	\$647.83	\$1,058.04
27	\$245.70	\$400.84	\$651.32	\$1,065.94
28	\$248.40	\$403.82	\$654.82	\$1,073.83
29	\$251.07	\$406.74	\$658.34	\$1,081.74
30	\$253.81	\$409.72	\$661.83	\$1,089.64
31	\$268.89	\$419.19	\$663.77	\$1,115.52
32	\$283.94	\$428.70	\$665.73	\$1,141.40
33	\$299.02	\$438.17	\$667.65	\$1,167.29
34	\$314.11	\$447.66	\$669.62	\$1,193.16
35	\$320.89	\$451.36	\$676.08	\$1,201.03
36	\$324.30	\$453.17	\$679.33	\$1,204.96
37	\$327.70	\$455.01	\$682.59	\$1,208.89
38	\$331.12	\$456.86	\$685.79	\$1,212.82
39	\$341.31	\$462.35	\$695.50	\$1,224.62
40	\$354.87	\$469.73	\$708.46	\$1,240.34
41	\$368.48	\$477.08	\$721.37	\$1,256.06
42	\$382.08	\$484.42	\$734.34	\$1,271.80
43	\$394.07	\$494.22	\$750.54	\$1,282.67
44	\$406.06	\$503.96	\$766.72	\$1,293.59
45	\$418.10	\$513.75	\$782.92	\$1,304.46
46	\$430.10	\$523.50	\$799.09	\$1,315.37
47	\$442.10	\$533.29	\$815.30	\$1,326.24
48	\$467.21	\$550.41	\$863.40	\$1,354.61
49	\$492.33	\$567.55	\$911.51	\$1,383.01
50	\$517.48	\$584.64	\$959.65	\$1,411.37
51	\$542.60	\$601.77	\$1,007.76	\$1,439.79
52	\$567.71	\$618.91	\$1,055.87	\$1,468.14
53	\$604.02	\$651.49	\$1,120.46	\$1,530.06
54	\$640.33	\$684.06	\$1,185.06	\$1,591.96
55	\$676.60	\$716.60	\$1,249.65	\$1,653.83
56	\$712.91	\$749.17	\$1,314.24	\$1,715.74
57	\$749.22	\$781.76	\$1,378.84	\$1,777.64
58	\$796.97	\$812.01	\$1,453.02	\$1,841.31
59	\$844.71	\$842.26	\$1,527.21	\$1,904.95
60	\$892.46	\$872.55	\$1,601.35	\$1,968.62
61	\$940.20	\$902.80	\$1,675.53	\$2,032.24
62	\$987.94	\$933.05	\$1,749.72	\$2,095.92
63	\$1,050.89	\$969.16	\$1,843.84	\$2,170.99
64	\$1,113.84	\$1,005.26	\$1,937.96	\$2,246.01



Revised 5/09

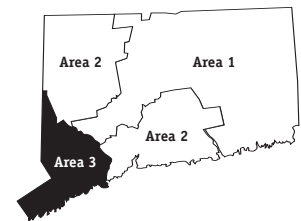
HMO Hospital Deductible \$2,000 Individual/\$4,000 Family

(HMO-OA-25-35-DFPA)

All policyholders may be subject to a rate increase at their renewal date.
Rates are calculated as of the Applicant's age as of the effective date.

Area 3 (Fairfield County)

Fairfield County: Bethel, Bridgeport, Brookfield, Danbury, Darien, Easton, Fairfield, Greenwich, Monroe, New Canaan, New Fairfield, Newtown, Norwalk, Shelton, Sherman, Stamford, Stratford, Redding, Ridgefield, Trumbull, Weston, Westport, Wilton



10-20-35 and \$1,000 Rx Benefit Max

Age	Individual Male	Individual Female	Individual +1 Dependent	Family
0-20	\$229.30	\$384.38	\$633.81	\$1,021.72
21	\$232.02	\$387.39	\$637.34	\$1,029.72
22	\$234.74	\$390.34	\$640.88	\$1,037.71
23	\$237.46	\$393.34	\$644.41	\$1,045.74
24	\$240.22	\$396.31	\$647.93	\$1,053.73
25	\$242.94	\$399.31	\$651.46	\$1,061.73
26	\$245.66	\$402.27	\$654.99	\$1,069.71
27	\$248.42	\$405.27	\$658.52	\$1,077.70
28	\$251.13	\$408.27	\$662.05	\$1,085.70
29	\$253.85	\$411.24	\$665.62	\$1,093.69
30	\$256.61	\$414.24	\$669.15	\$1,101.68
31	\$271.86	\$423.82	\$671.09	\$1,127.84
32	\$287.06	\$433.42	\$673.08	\$1,154.01
33	\$302.33	\$443.00	\$675.02	\$1,180.17
34	\$317.58	\$452.61	\$677.02	\$1,206.34
35	\$324.43	\$456.35	\$683.54	\$1,214.28
36	\$327.88	\$458.17	\$686.83	\$1,218.26
37	\$331.33	\$460.03	\$690.12	\$1,222.24
38	\$334.77	\$461.90	\$693.36	\$1,226.21
39	\$345.08	\$467.46	\$703.18	\$1,238.14
40	\$358.79	\$474.93	\$716.28	\$1,254.04
41	\$372.54	\$482.34	\$729.34	\$1,269.94
42	\$386.29	\$489.77	\$742.44	\$1,285.84
43	\$398.42	\$499.67	\$758.83	\$1,296.83
44	\$410.54	\$509.53	\$775.18	\$1,307.87
45	\$422.71	\$519.42	\$791.57	\$1,318.86
46	\$434.85	\$529.28	\$807.92	\$1,329.89
47	\$446.97	\$539.18	\$824.30	\$1,340.89
48	\$472.37	\$556.50	\$872.94	\$1,369.57
49	\$497.76	\$573.81	\$921.57	\$1,398.28
50	\$523.20	\$591.10	\$970.25	\$1,426.96
51	\$548.59	\$608.42	\$1,018.88	\$1,455.67
52	\$573.98	\$625.74	\$1,067.52	\$1,484.36
53	\$610.70	\$658.68	\$1,132.83	\$1,546.95
54	\$647.40	\$691.61	\$1,198.14	\$1,609.55
55	\$684.07	\$724.51	\$1,263.45	\$1,672.09
56	\$720.78	\$757.46	\$1,328.75	\$1,734.68
57	\$757.50	\$790.39	\$1,394.07	\$1,797.27
58	\$805.76	\$820.98	\$1,469.07	\$1,861.65
59	\$854.04	\$851.56	\$1,544.07	\$1,925.97
60	\$902.30	\$882.18	\$1,619.02	\$1,990.36
61	\$950.59	\$912.76	\$1,694.04	\$2,054.69
62	\$998.85	\$943.36	\$1,769.04	\$2,119.06
63	\$1,062.49	\$979.86	\$1,864.19	\$2,194.95
64	\$1,126.14	\$1,016.38	\$1,959.37	\$2,270.81

10-20-35 and \$2,000 Rx Benefit Max

Age	Individual Male	Individual Female	Individual +1 Dependent	Family
0-20	\$236.01	\$395.62	\$652.35	\$1,051.59
21	\$238.81	\$398.71	\$655.98	\$1,059.83
22	\$241.61	\$401.76	\$659.61	\$1,068.05
23	\$244.40	\$404.84	\$663.25	\$1,076.32
24	\$247.25	\$407.90	\$666.87	\$1,084.54
25	\$250.04	\$410.98	\$670.50	\$1,092.76
26	\$252.83	\$414.04	\$674.14	\$1,100.99
27	\$255.68	\$417.12	\$677.77	\$1,109.21
28	\$258.47	\$420.21	\$681.39	\$1,117.45
29	\$261.27	\$423.26	\$685.08	\$1,125.66
30	\$264.11	\$426.35	\$688.71	\$1,133.88
31	\$279.81	\$436.20	\$690.72	\$1,160.81
32	\$295.46	\$446.10	\$692.75	\$1,187.75
33	\$311.17	\$455.95	\$694.76	\$1,214.68
34	\$326.86	\$465.85	\$696.80	\$1,241.61
35	\$333.91	\$469.69	\$703.52	\$1,249.78
36	\$337.47	\$471.57	\$706.91	\$1,253.88
37	\$341.02	\$473.49	\$710.30	\$1,257.97
38	\$344.56	\$475.41	\$713.64	\$1,262.06
39	\$355.17	\$481.13	\$723.74	\$1,274.33
40	\$369.28	\$488.81	\$737.22	\$1,290.70
41	\$383.43	\$496.45	\$750.67	\$1,307.07
42	\$397.59	\$504.09	\$764.15	\$1,323.43
43	\$410.07	\$514.28	\$781.02	\$1,334.75
44	\$422.54	\$524.43	\$797.84	\$1,346.11
45	\$435.07	\$534.61	\$814.71	\$1,357.41
46	\$447.56	\$544.75	\$831.54	\$1,368.77
47	\$460.04	\$554.94	\$848.40	\$1,380.09
48	\$486.18	\$572.76	\$898.46	\$1,409.61
49	\$512.32	\$590.60	\$948.52	\$1,439.17
50	\$538.49	\$608.38	\$998.63	\$1,468.68
51	\$564.63	\$626.21	\$1,048.67	\$1,498.24
52	\$590.76	\$644.04	\$1,098.74	\$1,527.76
53	\$628.55	\$677.93	\$1,165.95	\$1,592.18
54	\$666.33	\$711.84	\$1,233.17	\$1,656.60
55	\$704.07	\$745.69	\$1,300.39	\$1,720.98
56	\$741.85	\$779.59	\$1,367.60	\$1,785.39
57	\$779.64	\$813.50	\$1,434.83	\$1,849.82
58	\$829.32	\$844.98	\$1,512.02	\$1,916.07
59	\$879.01	\$876.46	\$1,589.21	\$1,982.29
60	\$928.68	\$907.98	\$1,666.36	\$2,048.55
61	\$978.37	\$939.46	\$1,743.57	\$2,114.76
62	\$1,028.05	\$970.93	\$1,820.76	\$2,181.02
63	\$1,093.56	\$1,008.51	\$1,918.71	\$2,259.12
64	\$1,159.06	\$1,046.09	\$2,016.65	\$2,337.21

10-20-35 and \$3,000 Rx Benefit Max

Age	Individual Male	Individual Female	Individual +1 Dependent	Family
0-20	\$239.30	\$401.13	\$661.44	\$1,066.26
21	\$242.14	\$404.26	\$665.12	\$1,074.61
22	\$244.98	\$407.36	\$668.80	\$1,082.94
23	\$247.81	\$410.49	\$672.49	\$1,091.32
24	\$250.69	\$413.58	\$676.16	\$1,099.65
25	\$253.53	\$416.71	\$679.85	\$1,108.00
26	\$256.37	\$419.81	\$683.53	\$1,116.34
27	\$259.25	\$422.94	\$687.23	\$1,124.67
28	\$262.08	\$426.08	\$690.90	\$1,133.02
29	\$264.92	\$429.16	\$694.63	\$1,141.35
30	\$267.80	\$432.30	\$698.31	\$1,149.69
31	\$283.71	\$442.28	\$700.35	\$1,177.00
32	\$299.58	\$452.32	\$702.41	\$1,204.30
33	\$315.50	\$462.31	\$704.45	\$1,231.61
34	\$331.42	\$472.35	\$706.52	\$1,258.91
35	\$338.57	\$476.23	\$713.33	\$1,267.21
36	\$342.17	\$478.14	\$716.76	\$1,271.36
37	\$345.77	\$480.08	\$720.19	\$1,275.51
38	\$349.36	\$482.04	\$723.58	\$1,279.65
39	\$360.12	\$487.84	\$733.82	\$1,292.10
40	\$374.43	\$495.62	\$747.50	\$1,308.69
41	\$388.78	\$503.37	\$761.13	\$1,325.29
42	\$403.13	\$511.11	\$774.80	\$1,341.88
43	\$415.79	\$521.45	\$791.90	\$1,353.35
44	\$428.44	\$531.74	\$808.97	\$1,364.87
45	\$441.14	\$542.06	\$826.07	\$1,376.34
46	\$453.80	\$552.35	\$843.13	\$1,387.86
47	\$466.45	\$562.68	\$860.22	\$1,399.33
48	\$492.96	\$580.75	\$910.99	\$1,429.26
49	\$519.45	\$598.83	\$961.74	\$1,459.23
50	\$545.99	\$616.87	\$1,012.54	\$1,489.16
51	\$572.50	\$634.93	\$1,063.29	\$1,519.12
52	\$598.99	\$653.02	\$1,114.06	\$1,549.06
53	\$637.31	\$687.38	\$1,182.21	\$1,614.37
54	\$675.61	\$721.76	\$1,250.36	\$1,679.69
55	\$713.88	\$756.09	\$1,318.51	\$1,744.97
56	\$752.19	\$790.46	\$1,386.68	\$1,810.29
57	\$790.51	\$824.84	\$1,454.83	\$1,875.60
58	\$840.89	\$856.76	\$1,533.10	\$1,942.79
59	\$891.26	\$888.68	\$1,611.37	\$2,009.92
60	\$941.63	\$920.63	\$1,689.59	\$2,077.11
61	\$992.01	\$952.55	\$1,767.88	\$2,144.24
62	\$1,042.38	\$984.47	\$1,846.15	\$2,211.42
63	\$1,108.80	\$1,022.57	\$1,945.45	\$2,290.63
64	\$1,175.23	\$1,060.67	\$2,044.76	\$2,369.79



Revised 5/09

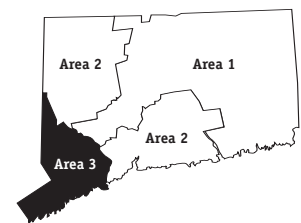
HMO Hospital Deductible \$2,000 Individual/\$4,000 Family

(HMO-OA-25-35-DFPA)

All policyholders may be subject to a rate increase at their renewal date.
Rates are calculated as of the Applicant's age as of the effective date.

Area 3 (Fairfield County)

Fairfield County: Bethel, Bridgeport, Brookfield, Danbury, Darien, Easton, Fairfield, Greenwich, Monroe, New Canaan, New Fairfield, Newtown, Norwalk, Shelton, Sherman, Stamford, Stratford, Redding, Ridgefield, Trumbull, Weston, Westport, Wilton



15-25-40 and \$1,000 Rx Benefit Max

Age	Individual Male	Individual Female	Individual +1 Dependent	Family
0-20	\$227.04	\$380.59	\$627.56	\$1,011.64
21	\$229.74	\$383.56	\$631.05	\$1,019.56
22	\$232.43	\$386.49	\$634.55	\$1,027.47
23	\$235.11	\$389.47	\$638.05	\$1,035.43
24	\$237.85	\$392.40	\$641.54	\$1,043.34
25	\$240.54	\$395.37	\$645.03	\$1,051.26
26	\$243.24	\$398.30	\$648.53	\$1,059.17
27	\$245.96	\$401.28	\$652.03	\$1,067.07
28	\$248.66	\$404.25	\$655.51	\$1,074.99
29	\$251.35	\$407.19	\$659.05	\$1,082.90
30	\$254.09	\$410.16	\$662.54	\$1,090.81
31	\$269.18	\$419.63	\$664.48	\$1,116.71
32	\$284.23	\$429.15	\$666.44	\$1,142.63
33	\$299.35	\$438.64	\$668.37	\$1,168.54
34	\$314.44	\$448.15	\$670.34	\$1,194.44
35	\$321.23	\$451.85	\$676.80	\$1,202.31
36	\$324.64	\$453.65	\$680.05	\$1,206.25
37	\$328.06	\$455.49	\$683.31	\$1,210.18
38	\$331.47	\$457.34	\$686.52	\$1,214.12
39	\$341.68	\$462.85	\$696.24	\$1,225.92
40	\$355.25	\$470.25	\$709.22	\$1,241.67
41	\$368.87	\$477.59	\$722.15	\$1,257.41
42	\$382.48	\$484.94	\$735.12	\$1,273.16
43	\$394.49	\$494.75	\$751.35	\$1,284.04
44	\$406.49	\$504.51	\$767.53	\$1,294.97
45	\$418.54	\$514.30	\$783.77	\$1,305.85
46	\$430.55	\$524.06	\$799.95	\$1,316.77
47	\$442.56	\$533.86	\$816.17	\$1,327.66
48	\$467.70	\$551.01	\$864.34	\$1,356.06
49	\$492.84	\$568.15	\$912.48	\$1,384.49
50	\$518.04	\$585.27	\$960.68	\$1,412.90
51	\$543.18	\$602.41	\$1,008.83	\$1,441.32
52	\$568.32	\$619.57	\$1,057.00	\$1,469.72
53	\$604.67	\$652.18	\$1,121.66	\$1,531.69
54	\$641.02	\$684.79	\$1,186.33	\$1,593.67
55	\$677.32	\$717.36	\$1,250.99	\$1,655.60
56	\$713.67	\$749.98	\$1,315.65	\$1,717.58
57	\$750.03	\$782.60	\$1,380.32	\$1,779.55
58	\$797.81	\$812.89	\$1,454.59	\$1,843.29
59	\$845.62	\$843.17	\$1,528.84	\$1,906.98
60	\$893.40	\$873.49	\$1,603.06	\$1,970.73
61	\$941.21	\$903.77	\$1,677.33	\$2,034.42
62	\$989.00	\$934.06	\$1,751.59	\$2,098.17
63	\$1,052.02	\$970.20	\$1,845.81	\$2,173.31
64	\$1,115.03	\$1,006.35	\$1,940.04	\$2,248.42

15-25-40 and \$2,000 Rx Benefit Max

Age	Individual Male	Individual Female	Individual +1 Dependent	Family
0-20	\$232.63	\$389.95	\$642.99	\$1,036.53
21	\$235.39	\$393.00	\$646.58	\$1,044.65
22	\$238.15	\$396.00	\$650.16	\$1,052.75
23	\$240.91	\$399.05	\$653.74	\$1,060.90
24	\$243.70	\$402.06	\$657.31	\$1,069.00
25	\$246.46	\$405.10	\$660.90	\$1,077.12
26	\$249.21	\$408.10	\$664.48	\$1,085.22
27	\$252.02	\$411.15	\$668.06	\$1,093.32
28	\$254.78	\$414.20	\$671.63	\$1,101.44
29	\$257.53	\$417.20	\$675.27	\$1,109.54
30	\$260.34	\$420.24	\$678.85	\$1,117.65
31	\$275.81	\$429.95	\$680.82	\$1,144.18
32	\$291.23	\$439.71	\$682.83	\$1,170.73
33	\$306.71	\$449.42	\$684.80	\$1,197.28
34	\$322.18	\$459.18	\$686.83	\$1,223.83
35	\$329.13	\$462.96	\$693.45	\$1,231.88
36	\$332.63	\$464.81	\$696.78	\$1,235.92
37	\$336.13	\$466.70	\$700.12	\$1,239.95
38	\$339.62	\$468.60	\$703.41	\$1,243.98
39	\$350.09	\$474.23	\$713.37	\$1,256.08
40	\$363.99	\$481.81	\$726.67	\$1,272.21
41	\$377.94	\$489.33	\$739.91	\$1,288.35
42	\$391.90	\$496.87	\$753.21	\$1,304.48
43	\$404.19	\$506.91	\$769.82	\$1,315.62
44	\$416.50	\$516.92	\$786.41	\$1,326.82
45	\$428.84	\$526.95	\$803.04	\$1,337.97
46	\$441.15	\$536.95	\$819.63	\$1,349.17
47	\$453.46	\$546.99	\$836.24	\$1,360.32
48	\$479.22	\$564.56	\$885.60	\$1,389.41
49	\$504.98	\$582.14	\$934.93	\$1,418.54
50	\$530.78	\$599.66	\$984.32	\$1,447.64
51	\$556.54	\$617.23	\$1,033.65	\$1,476.78
52	\$582.30	\$634.82	\$1,083.00	\$1,505.87
53	\$619.54	\$668.22	\$1,149.25	\$1,569.37
54	\$656.78	\$701.64	\$1,215.51	\$1,632.88
55	\$693.98	\$735.01	\$1,281.76	\$1,696.33
56	\$731.23	\$768.43	\$1,348.02	\$1,759.83
57	\$768.48	\$801.85	\$1,414.27	\$1,823.33
58	\$817.45	\$832.88	\$1,490.36	\$1,888.63
59	\$866.42	\$863.91	\$1,566.45	\$1,953.89
60	\$915.39	\$894.97	\$1,642.49	\$2,019.21
61	\$964.36	\$926.00	\$1,718.60	\$2,084.47
62	\$1,013.32	\$957.03	\$1,794.69	\$2,149.78
63	\$1,077.89	\$994.07	\$1,891.22	\$2,226.77
64	\$1,142.46	\$1,031.10	\$1,987.77	\$2,303.73

15-25-40 and \$3,000 Rx Benefit Max

Age	Individual Male	Individual Female	Individual +1 Dependent	Family
0-20	\$235.30	\$394.41	\$650.36	\$1,048.40
21	\$238.08	\$397.50	\$653.98	\$1,056.60
22	\$240.87	\$400.54	\$657.61	\$1,064.80
23	\$243.65	\$403.61	\$661.23	\$1,073.04
24	\$246.49	\$406.66	\$664.84	\$1,081.24
25	\$249.28	\$409.74	\$668.47	\$1,089.45
26	\$252.07	\$412.77	\$672.09	\$1,097.64
27	\$254.90	\$415.86	\$675.71	\$1,105.83
28	\$257.69	\$418.93	\$679.33	\$1,114.05
29	\$260.48	\$421.97	\$682.99	\$1,122.24
30	\$263.31	\$425.06	\$686.62	\$1,130.43
31	\$278.96	\$434.88	\$688.61	\$1,157.28
32	\$294.56	\$444.74	\$690.65	\$1,184.13
33	\$310.22	\$454.56	\$692.65	\$1,210.98
34	\$325.86	\$464.43	\$694.69	\$1,237.83
35	\$332.90	\$468.25	\$701.38	\$1,245.98
36	\$336.44	\$470.14	\$704.76	\$1,250.07
37	\$339.98	\$472.04	\$708.13	\$1,254.15
38	\$343.51	\$473.96	\$711.46	\$1,258.22
39	\$354.09	\$479.66	\$721.54	\$1,270.45
40	\$368.15	\$487.33	\$734.98	\$1,286.77
41	\$382.27	\$494.93	\$748.38	\$1,303.09
42	\$396.38	\$502.55	\$761.83	\$1,319.41
43	\$408.82	\$512.71	\$778.64	\$1,330.69
44	\$421.26	\$522.83	\$795.41	\$1,342.01
45	\$433.75	\$532.98	\$812.23	\$1,353.28
46	\$446.20	\$543.09	\$829.01	\$1,364.61
47	\$458.64	\$553.25	\$845.82	\$1,375.89
48	\$484.69	\$571.02	\$895.73	\$1,405.32
49	\$510.75	\$588.79	\$945.63	\$1,434.79
50	\$536.85	\$606.53	\$995.58	\$1,464.21
51	\$562.91	\$624.31	\$1,045.49	\$1,493.68
52	\$588.97	\$642.08	\$1,095.39	\$1,523.11
53	\$626.64	\$675.87	\$1,162.40	\$1,587.34
54	\$664.30	\$709.67	\$1,229.42	\$1,651.56
55	\$701.92	\$743.43	\$1,296.44	\$1,715.75
56	\$739.60	\$777.22	\$1,363.45	\$1,779.97
57	\$777.27	\$811.02	\$1,430.46	\$1,844.19
58	\$826.80	\$842.41	\$1,507.42	\$1,910.25
59	\$876.34	\$873.79	\$1,584.38	\$1,976.25
60	\$925.86	\$905.21	\$1,661.29	\$2,042.32
61	\$975.40	\$936.60	\$1,738.26	\$2,108.33
62	\$1,024.93	\$967.98	\$1,815.23	\$2,174.38
63	\$1,090.23	\$1,005.45	\$1,912.87	\$2,252.25
64	\$1,155.54	\$1,042.91	\$2,010.51	\$2,330.10



Revised 5/09

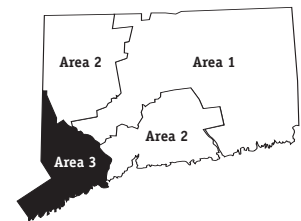
HMO Upfront Deductible \$1,500 Individual/\$3,000 Family

(HMO-OA-25-35-UFNA)

All policyholders may be subject to a rate increase at their renewal date.
Rates are calculated as of the Applicant's age as of the effective date.

Area 3 (Fairfield County)

Fairfield County: Bethel, Bridgeport, Brookfield, Danbury, Darien, Easton, Fairfield, Greenwich, Monroe, New Canaan, New Fairfield, Newtown, Norwalk, Shelton, Sherman, Stamford, Stratford, Redding, Ridgefield, Trumbull, Weston, Westport, Wilton



10-20-35 and \$1,000 Rx Benefit Max

Age	Individual Male	Individual Female	Individual +1 Dependent	Family
0-20	\$177.96	\$298.32	\$491.91	\$792.97
21	\$180.07	\$300.66	\$494.65	\$799.18
22	\$182.18	\$302.95	\$497.38	\$805.37
23	\$184.30	\$305.27	\$500.12	\$811.60
24	\$186.44	\$307.57	\$502.87	\$817.81
25	\$188.55	\$309.90	\$505.61	\$824.01
26	\$190.66	\$312.20	\$508.35	\$830.21
27	\$192.79	\$314.53	\$511.08	\$836.42
28	\$194.91	\$316.87	\$513.82	\$842.62
29	\$197.02	\$319.17	\$516.59	\$848.82
30	\$199.16	\$321.50	\$519.33	\$855.02
31	\$210.99	\$328.93	\$520.83	\$875.33
32	\$222.80	\$336.39	\$522.38	\$895.63
33	\$234.64	\$343.82	\$523.89	\$915.94
34	\$246.47	\$351.27	\$525.44	\$936.24
35	\$251.79	\$354.18	\$530.50	\$942.41
36	\$254.47	\$355.58	\$533.06	\$945.50
37	\$257.14	\$357.04	\$535.60	\$948.59
38	\$259.82	\$358.48	\$538.12	\$951.67
39	\$267.82	\$362.80	\$545.74	\$960.93
40	\$278.45	\$368.59	\$555.91	\$973.27
41	\$289.13	\$374.35	\$566.05	\$985.61
42	\$299.80	\$380.11	\$576.21	\$997.95
43	\$309.22	\$387.80	\$588.94	\$1,006.48
44	\$318.63	\$395.44	\$601.62	\$1,015.04
45	\$328.07	\$403.12	\$614.34	\$1,023.58
46	\$337.49	\$410.78	\$627.03	\$1,032.14
47	\$346.90	\$418.45	\$639.75	\$1,040.67
48	\$366.61	\$431.90	\$677.49	\$1,062.93
49	\$386.32	\$445.34	\$715.24	\$1,085.21
50	\$406.06	\$458.76	\$753.02	\$1,107.47
51	\$425.76	\$472.20	\$790.76	\$1,129.76
52	\$445.48	\$485.64	\$828.51	\$1,152.02
53	\$473.96	\$511.21	\$879.20	\$1,200.60
54	\$502.45	\$536.76	\$929.88	\$1,249.18
55	\$530.92	\$562.30	\$980.57	\$1,297.72
56	\$559.41	\$587.87	\$1,031.25	\$1,346.29
57	\$587.90	\$613.42	\$1,081.94	\$1,394.87
58	\$625.35	\$637.16	\$1,140.15	\$1,444.83
59	\$662.82	\$660.91	\$1,198.36	\$1,494.77
60	\$700.28	\$684.66	\$1,256.54	\$1,544.73
61	\$737.75	\$708.41	\$1,314.75	\$1,594.66
62	\$775.22	\$732.15	\$1,372.96	\$1,644.62
63	\$824.61	\$760.48	\$1,446.81	\$1,703.52
64	\$874.00	\$788.81	\$1,520.68	\$1,762.39

10-20-35 and \$2,000 Rx Benefit Max

Age	Individual Male	Individual Female	Individual +1 Dependent	Family
0-20	\$184.67	\$309.57	\$510.44	\$822.84
21	\$186.86	\$311.98	\$513.28	\$829.28
22	\$189.05	\$314.37	\$516.12	\$835.71
23	\$191.24	\$316.77	\$518.96	\$842.18
24	\$193.47	\$319.17	\$521.81	\$848.62
25	\$195.64	\$321.58	\$524.65	\$855.04
26	\$197.83	\$323.97	\$527.49	\$861.49
27	\$200.06	\$326.38	\$530.33	\$867.93
28	\$202.25	\$328.80	\$533.17	\$874.36
29	\$204.44	\$331.19	\$536.05	\$880.79
30	\$206.66	\$333.61	\$538.89	\$887.23
31	\$218.94	\$341.31	\$540.46	\$908.31
32	\$231.20	\$349.06	\$542.06	\$929.37
33	\$243.47	\$356.76	\$543.62	\$950.44
34	\$255.76	\$364.51	\$545.22	\$971.51
35	\$261.27	\$367.52	\$550.48	\$977.91
36	\$264.06	\$368.99	\$553.14	\$981.12
37	\$266.83	\$370.49	\$555.79	\$984.33
38	\$269.61	\$371.99	\$558.39	\$987.52
39	\$277.90	\$376.47	\$566.30	\$997.12
40	\$288.95	\$382.47	\$576.84	\$1,009.93
41	\$300.02	\$388.46	\$587.37	\$1,022.74
42	\$311.09	\$394.43	\$597.92	\$1,035.54
43	\$320.87	\$402.40	\$611.12	\$1,044.40
44	\$330.63	\$410.34	\$624.28	\$1,053.28
45	\$340.44	\$418.31	\$637.48	\$1,062.14
46	\$350.20	\$426.25	\$650.66	\$1,071.02
47	\$359.97	\$434.22	\$663.85	\$1,079.88
48	\$380.42	\$448.16	\$703.01	\$1,102.97
49	\$400.88	\$462.13	\$742.19	\$1,126.10
50	\$421.35	\$476.03	\$781.39	\$1,149.19
51	\$441.80	\$489.99	\$820.55	\$1,172.33
52	\$462.25	\$503.94	\$859.73	\$1,195.42
53	\$491.82	\$530.46	\$912.32	\$1,245.83
54	\$521.38	\$556.99	\$964.92	\$1,296.23
55	\$550.92	\$583.48	\$1,017.51	\$1,346.61
56	\$580.48	\$610.01	\$1,070.10	\$1,397.01
57	\$610.05	\$636.53	\$1,122.71	\$1,447.42
58	\$648.92	\$661.16	\$1,183.10	\$1,499.26
59	\$687.80	\$685.80	\$1,243.50	\$1,551.08
60	\$726.67	\$710.46	\$1,303.88	\$1,602.92
61	\$765.54	\$735.10	\$1,364.28	\$1,654.73
62	\$804.42	\$759.73	\$1,424.68	\$1,706.58
63	\$855.67	\$789.13	\$1,501.32	\$1,767.69
64	\$906.92	\$818.52	\$1,577.96	\$1,828.79

10-20-35 and \$3,000 Rx Benefit Max

Age	Individual Male	Individual Female	Individual +1 Dependent	Family
0-20	\$187.96	\$315.07	\$519.53	\$837.51
21	\$190.19	\$317.54	\$522.42	\$844.06
22	\$192.42	\$319.97	\$525.31	\$850.61
23	\$194.65	\$322.42	\$528.20	\$857.18
24	\$196.91	\$324.84	\$531.10	\$863.74
25	\$199.13	\$327.31	\$533.99	\$870.28
26	\$201.36	\$329.74	\$536.89	\$876.83
27	\$203.62	\$332.20	\$539.79	\$883.39
28	\$205.85	\$334.67	\$542.68	\$889.93
29	\$208.08	\$337.09	\$545.60	\$896.49
30	\$210.34	\$339.55	\$548.49	\$903.03
31	\$222.85	\$347.39	\$550.09	\$924.49
32	\$235.32	\$355.28	\$551.72	\$945.92
33	\$247.81	\$363.12	\$553.31	\$967.38
34	\$260.32	\$371.00	\$554.94	\$988.81
35	\$265.93	\$374.07	\$560.30	\$995.34
36	\$268.76	\$375.55	\$562.99	\$998.60
37	\$271.58	\$377.09	\$565.68	\$1,001.86
38	\$274.41	\$378.62	\$568.34	\$1,005.12
39	\$282.86	\$383.18	\$576.39	\$1,014.89
40	\$294.10	\$389.28	\$587.12	\$1,027.93
41	\$305.37	\$395.38	\$597.83	\$1,040.96
42	\$316.64	\$401.46	\$608.57	\$1,053.99
43	\$326.59	\$409.57	\$622.01	\$1,063.00
44	\$336.52	\$417.65	\$635.41	\$1,072.04
45	\$346.50	\$425.76	\$648.83	\$1,081.06
46	\$356.44	\$433.84	\$662.25	\$1,090.11
47	\$366.38	\$441.95	\$675.67	\$1,099.11
48	\$387.20	\$456.15	\$715.54	\$1,122.63
49	\$408.01	\$470.36	\$755.41	\$1,146.16
50	\$428.86	\$484.52	\$795.31	\$1,169.67
51	\$449.67	\$498.72	\$835.17	\$1,193.21
52	\$470.48	\$512.92	\$875.04	\$1,216.72
53	\$500.58	\$539.91	\$928.57	\$1,268.02
54	\$530.67	\$566.91	\$982.11	\$1,319.33
55	\$560.73	\$593.88	\$1,035.63	\$1,370.60
56	\$590.82	\$620.88	\$1,089.17	\$1,421.90
57	\$620.92	\$647.88	\$1,142.71	\$1,473.20
58	\$660.48	\$672.95	\$1,204.18	\$1,525.97
59	\$700.04	\$698.03	\$1,265.66	\$1,578.72
60	\$739.61	\$723.11	\$1,327.10	\$1,631.48
61	\$779.18	\$748.19	\$1,388.59	\$1,684.21
62	\$818.75	\$773.26	\$1,450.07	\$1,736.98
63	\$870.92	\$803.19	\$1,528.06	\$1,799.20
64	\$923.08	\$833.11	\$1,606.08	\$1,861.37



Revised 5/09

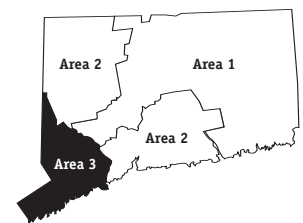
HMO Upfront Deductible \$1,500 Individual/\$3,000 Family

(HMO-OA-25-35-UFNA)

All policyholders may be subject to a rate increase at their renewal date.
Rates are calculated as of the Applicant's age as of the effective date.

Area 3 (Fairfield County)

Fairfield County: Bethel, Bridgeport, Brookfield, Danbury, Darien, Easton, Fairfield, Greenwich, Monroe, New Canaan, New Fairfield, Newtown, Norwalk, Shelton, Sherman, Stamford, Stratford, Redding, Ridgefield, Trumbull, Weston, Westport, Wilton



15-25-40 and \$1,000 Rx Benefit Max

Age	Individual Male	Individual Female	Individual +1 Dependent	Family
0-20	\$175.70	\$294.53	\$485.66	\$782.89
21	\$177.79	\$296.83	\$488.36	\$789.02
22	\$179.87	\$299.10	\$491.06	\$795.13
23	\$181.95	\$301.39	\$493.76	\$801.29
24	\$184.07	\$303.66	\$496.48	\$807.42
25	\$186.15	\$305.96	\$499.18	\$813.54
26	\$188.23	\$308.23	\$501.88	\$819.66
27	\$190.34	\$310.54	\$504.59	\$825.79
28	\$192.44	\$312.84	\$507.29	\$831.91
29	\$194.51	\$315.11	\$510.03	\$838.04
30	\$196.63	\$317.41	\$512.72	\$844.15
31	\$208.32	\$324.74	\$514.22	\$864.20
32	\$219.97	\$332.11	\$515.75	\$884.25
33	\$231.65	\$339.45	\$517.23	\$904.31
34	\$243.34	\$346.81	\$518.76	\$924.35
35	\$248.59	\$349.68	\$523.77	\$930.44
36	\$251.24	\$351.06	\$526.28	\$933.49
37	\$253.87	\$352.50	\$528.79	\$936.53
38	\$256.52	\$353.92	\$531.28	\$939.58
39	\$264.42	\$358.19	\$538.81	\$948.71
40	\$274.91	\$363.91	\$548.84	\$960.91
41	\$285.46	\$369.60	\$558.85	\$973.08
42	\$295.99	\$375.28	\$568.90	\$985.27
43	\$305.29	\$382.87	\$581.46	\$993.69
44	\$314.58	\$390.42	\$593.97	\$1,002.15
45	\$323.91	\$398.01	\$606.53	\$1,010.57
46	\$333.19	\$405.56	\$619.06	\$1,019.02
47	\$342.49	\$413.14	\$631.62	\$1,027.45
48	\$361.94	\$426.41	\$668.89	\$1,049.42
49	\$381.40	\$439.68	\$706.15	\$1,071.42
50	\$400.90	\$452.93	\$743.45	\$1,093.40
51	\$420.35	\$466.20	\$780.71	\$1,115.41
52	\$439.81	\$479.47	\$817.98	\$1,137.38
53	\$467.94	\$504.71	\$868.02	\$1,185.34
54	\$496.07	\$529.94	\$918.08	\$1,233.30
55	\$524.17	\$555.16	\$968.11	\$1,281.23
56	\$552.30	\$580.40	\$1,018.15	\$1,329.19
57	\$580.43	\$605.63	\$1,068.19	\$1,377.15
58	\$617.40	\$629.07	\$1,125.67	\$1,426.47
59	\$654.40	\$652.51	\$1,183.13	\$1,475.78
60	\$691.39	\$675.97	\$1,240.58	\$1,525.10
61	\$728.38	\$699.41	\$1,298.05	\$1,574.39
62	\$765.36	\$722.85	\$1,355.51	\$1,623.73
63	\$814.14	\$750.82	\$1,428.43	\$1,681.88
64	\$862.89	\$778.79	\$1,501.35	\$1,740.00

15-25-40 and \$2,000 Rx Benefit Max

Age	Individual Male	Individual Female	Individual +1 Dependent	Family
0-20	\$181.29	\$303.90	\$501.09	\$807.78
21	\$183.44	\$306.27	\$503.88	\$814.11
22	\$185.59	\$308.61	\$506.67	\$820.42
23	\$187.75	\$310.98	\$509.46	\$826.76
24	\$189.92	\$313.32	\$512.25	\$833.08
25	\$192.07	\$315.69	\$515.04	\$839.40
26	\$194.21	\$318.04	\$517.83	\$845.72
27	\$196.40	\$320.41	\$520.62	\$852.04
28	\$198.55	\$322.79	\$523.41	\$858.35
29	\$200.69	\$325.13	\$526.24	\$864.67
30	\$202.88	\$327.50	\$529.03	\$870.99
31	\$214.94	\$335.06	\$530.56	\$891.67
32	\$226.96	\$342.68	\$532.13	\$912.36
33	\$239.01	\$350.24	\$533.67	\$933.05
34	\$251.07	\$357.83	\$535.25	\$953.73
35	\$256.49	\$360.79	\$540.41	\$960.01
36	\$259.23	\$362.23	\$543.01	\$963.16
37	\$261.94	\$363.70	\$545.61	\$966.30
38	\$264.67	\$365.18	\$548.16	\$969.45
39	\$272.82	\$369.57	\$555.94	\$978.87
40	\$283.65	\$375.47	\$566.29	\$991.45
41	\$294.53	\$381.34	\$576.61	\$1,004.01
42	\$305.40	\$387.21	\$586.98	\$1,016.59
43	\$314.99	\$395.03	\$599.93	\$1,025.27
44	\$324.58	\$402.83	\$612.86	\$1,034.00
45	\$334.21	\$410.66	\$625.81	\$1,042.70
46	\$343.79	\$418.44	\$638.75	\$1,051.42
47	\$353.38	\$426.27	\$651.69	\$1,060.10
48	\$373.46	\$439.96	\$690.15	\$1,082.78
49	\$393.54	\$453.67	\$728.60	\$1,105.48
50	\$413.64	\$467.32	\$767.08	\$1,128.15
51	\$433.71	\$481.02	\$805.53	\$1,150.87
52	\$453.79	\$494.72	\$843.99	\$1,173.54
53	\$482.81	\$520.75	\$895.61	\$1,223.02
54	\$511.84	\$546.79	\$947.26	\$1,272.51
55	\$540.83	\$572.80	\$998.88	\$1,321.95
56	\$569.85	\$598.84	\$1,050.51	\$1,371.44
57	\$598.88	\$624.89	\$1,102.15	\$1,420.93
58	\$637.04	\$649.06	\$1,161.45	\$1,471.82
59	\$675.21	\$673.25	\$1,220.74	\$1,522.69
60	\$713.37	\$697.46	\$1,280.01	\$1,573.58
61	\$751.52	\$721.64	\$1,339.31	\$1,624.44
62	\$789.69	\$745.82	\$1,398.61	\$1,675.34
63	\$840.01	\$774.69	\$1,473.83	\$1,735.34
64	\$890.32	\$803.54	\$1,549.08	\$1,795.31

15-25-40 and \$3,000 Rx Benefit Max

Age	Individual Male	Individual Female	Individual +1 Dependent	Family
0-20	\$183.96	\$308.36	\$508.46	\$819.64
21	\$186.13	\$310.77	\$511.29	\$826.06
22	\$188.31	\$313.15	\$514.12	\$832.47
23	\$190.49	\$315.54	\$516.95	\$838.90
24	\$192.71	\$317.92	\$519.79	\$845.32
25	\$194.89	\$320.34	\$522.62	\$851.73
26	\$197.07	\$322.71	\$525.45	\$858.14
27	\$199.28	\$325.12	\$528.27	\$864.55
28	\$201.47	\$327.52	\$531.10	\$870.96
29	\$203.64	\$329.90	\$533.96	\$877.37
30	\$205.85	\$332.32	\$536.79	\$883.78
31	\$218.10	\$339.99	\$538.35	\$904.77
32	\$230.30	\$347.70	\$539.95	\$925.76
33	\$242.52	\$355.38	\$541.52	\$946.75
34	\$254.76	\$363.08	\$543.10	\$967.74
35	\$260.25	\$366.09	\$548.35	\$974.12
36	\$263.03	\$367.55	\$550.99	\$977.30
37	\$265.79	\$369.05	\$553.62	\$980.50
38	\$268.56	\$370.54	\$556.21	\$983.68
39	\$276.82	\$375.00	\$564.10	\$993.24
40	\$287.82	\$380.99	\$574.61	\$1,006.01
41	\$298.86	\$386.94	\$585.08	\$1,018.76
42	\$309.88	\$392.90	\$595.60	\$1,031.52
43	\$319.62	\$400.83	\$608.74	\$1,040.34
44	\$329.34	\$408.74	\$621.85	\$1,049.18
45	\$339.11	\$416.68	\$635.00	\$1,058.01
46	\$348.83	\$424.59	\$648.12	\$1,066.86
47	\$358.56	\$432.53	\$661.27	\$1,075.67
48	\$378.93	\$446.42	\$700.27	\$1,098.69
49	\$399.31	\$460.33	\$739.30	\$1,121.72
50	\$419.71	\$474.19	\$778.35	\$1,144.72
51	\$440.08	\$488.09	\$817.36	\$1,167.77
52	\$460.46	\$501.97	\$856.38	\$1,190.78
53	\$489.90	\$528.40	\$908.76	\$1,240.99
54	\$519.35	\$554.82	\$961.17	\$1,291.20
55	\$548.77	\$581.22	\$1,013.56	\$1,341.37
56	\$578.23	\$607.63	\$1,065.94	\$1,391.58
57	\$607.67	\$634.06	\$1,118.34	\$1,441.79
58	\$646.39	\$658.60	\$1,178.50	\$1,493.44
59	\$685.12	\$683.13	\$1,238.67	\$1,545.05
60	\$723.85	\$707.69	\$1,298.81	\$1,596.69
61	\$762.56	\$732.24	\$1,358.97	\$1,648.30
62	\$801.29	\$756.77	\$1,419.15	\$1,699.94
63	\$852.35	\$786.07	\$1,495.48	\$1,760.82
64	\$903.40	\$815.35	\$1,571.83	\$1,821.68



Revised 5/09

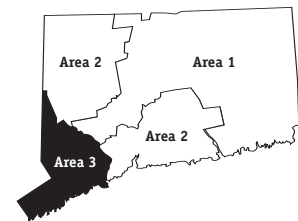
HMO Upfront Deductible \$2,500 Individual/\$5,000 Family

(HMO-OA-25-35-UFQA)

All policyholders may be subject to a rate increase at their renewal date.
Rates are calculated as of the Applicant's age as of the effective date.

Area 3 (Fairfield County)

Fairfield County: Bethel, Bridgeport, Brookfield, Danbury, Darien, Easton, Fairfield, Greenwich, Monroe, New Canaan, New Fairfield, Newtown, Norwalk, Shelton, Sherman, Stamford, Stratford, Redding, Ridgefield, Trumbull, Weston, Westport, Wilton



10-20-35 and \$1,000 Rx Benefit Max

Age	Individual Male	Individual Female	Individual +1 Dependent	Family
0-20	\$159.72	\$267.74	\$441.48	\$711.66
21	\$161.61	\$269.83	\$443.93	\$717.23
22	\$163.50	\$271.89	\$446.39	\$722.80
23	\$165.39	\$273.97	\$448.84	\$728.39
24	\$167.33	\$276.04	\$451.31	\$733.95
25	\$169.22	\$278.13	\$453.76	\$739.52
26	\$171.11	\$280.19	\$456.22	\$745.08
27	\$173.03	\$282.28	\$458.68	\$750.65
28	\$174.92	\$284.38	\$461.14	\$756.22
29	\$176.81	\$286.44	\$463.62	\$761.79
30	\$178.73	\$288.53	\$466.08	\$767.36
31	\$189.35	\$295.21	\$467.43	\$785.58
32	\$199.95	\$301.89	\$468.82	\$803.81
33	\$210.59	\$308.56	\$470.18	\$822.03
34	\$221.20	\$315.26	\$471.56	\$840.25
35	\$225.97	\$317.86	\$476.11	\$845.78
36	\$228.38	\$319.12	\$478.40	\$848.55
37	\$230.78	\$320.43	\$480.68	\$851.33
38	\$233.18	\$321.73	\$482.94	\$854.10
39	\$240.36	\$325.60	\$489.78	\$862.40
40	\$249.90	\$330.80	\$498.91	\$873.48
41	\$259.48	\$335.97	\$508.01	\$884.55
42	\$269.06	\$341.14	\$517.13	\$895.62
43	\$277.52	\$348.04	\$528.55	\$903.29
44	\$285.95	\$354.90	\$539.93	\$910.97
45	\$294.43	\$361.79	\$551.35	\$918.63
46	\$302.88	\$368.66	\$562.74	\$926.31
47	\$311.33	\$375.55	\$574.15	\$933.96
48	\$329.02	\$387.61	\$608.02	\$953.94
49	\$346.71	\$399.67	\$641.90	\$973.94
50	\$364.42	\$411.73	\$675.81	\$993.92
51	\$382.11	\$423.79	\$709.68	\$1,013.92
52	\$399.80	\$435.84	\$743.56	\$1,033.89
53	\$425.36	\$458.79	\$789.05	\$1,077.50
54	\$450.93	\$481.73	\$834.53	\$1,121.10
55	\$476.48	\$504.64	\$880.03	\$1,164.66
56	\$502.05	\$527.59	\$925.52	\$1,208.25
57	\$527.61	\$550.53	\$971.00	\$1,251.85
58	\$561.24	\$571.84	\$1,023.25	\$1,296.69
59	\$594.86	\$593.14	\$1,075.49	\$1,341.50
60	\$628.48	\$614.46	\$1,127.69	\$1,386.34
61	\$662.11	\$635.77	\$1,179.94	\$1,431.15
62	\$695.73	\$657.08	\$1,232.18	\$1,475.99
63	\$740.05	\$682.50	\$1,298.46	\$1,528.84
64	\$784.39	\$707.94	\$1,364.75	\$1,581.68

10-20-35 and \$2,000 Rx Benefit Max

Age	Individual Male	Individual Female	Individual +1 Dependent	Family
0-20	\$166.42	\$278.98	\$460.01	\$741.54
21	\$168.40	\$281.15	\$462.56	\$747.34
22	\$170.37	\$283.31	\$465.13	\$753.14
23	\$172.34	\$285.48	\$467.68	\$758.96
24	\$174.35	\$287.63	\$470.25	\$764.76
25	\$176.32	\$289.80	\$472.80	\$770.55
26	\$178.29	\$291.96	\$475.37	\$776.36
27	\$180.30	\$294.13	\$477.92	\$782.16
28	\$182.26	\$296.32	\$480.49	\$787.97
29	\$184.23	\$298.46	\$483.08	\$793.76
30	\$186.23	\$300.64	\$485.64	\$799.56
31	\$197.30	\$307.59	\$487.05	\$818.55
32	\$208.35	\$314.56	\$488.50	\$837.55
33	\$219.42	\$321.51	\$489.91	\$856.53
34	\$230.48	\$328.50	\$491.35	\$875.52
35	\$235.46	\$331.21	\$496.09	\$881.28
36	\$237.96	\$332.53	\$498.48	\$884.17
37	\$240.47	\$333.88	\$500.87	\$887.06
38	\$242.97	\$335.24	\$503.22	\$889.94
39	\$250.44	\$339.27	\$510.34	\$898.60
40	\$260.40	\$344.68	\$519.85	\$910.14
41	\$270.37	\$350.08	\$529.33	\$921.68
42	\$280.36	\$355.46	\$538.84	\$933.21
43	\$289.16	\$362.65	\$550.74	\$941.20
44	\$297.95	\$369.80	\$562.60	\$949.21
45	\$306.80	\$376.98	\$574.48	\$957.18
46	\$315.59	\$384.13	\$586.36	\$965.19
47	\$324.40	\$391.32	\$598.25	\$973.17
48	\$342.83	\$403.88	\$633.55	\$993.98
49	\$361.26	\$416.46	\$668.85	\$1,014.83
50	\$379.72	\$429.00	\$704.18	\$1,035.64
51	\$398.15	\$441.58	\$739.47	\$1,056.49
52	\$416.57	\$454.14	\$774.78	\$1,077.29
53	\$443.22	\$478.05	\$822.17	\$1,122.73
54	\$469.86	\$501.95	\$869.57	\$1,168.15
55	\$496.48	\$525.82	\$916.97	\$1,213.55
56	\$523.11	\$549.73	\$964.37	\$1,258.97
57	\$549.76	\$573.64	\$1,011.77	\$1,304.40
58	\$584.80	\$595.84	\$1,066.20	\$1,351.11
59	\$619.84	\$618.04	\$1,120.63	\$1,397.81
60	\$654.86	\$640.26	\$1,175.03	\$1,444.53
61	\$689.89	\$662.46	\$1,229.48	\$1,491.22
62	\$724.93	\$684.65	\$1,283.91	\$1,537.94
63	\$771.11	\$711.16	\$1,352.98	\$1,593.02
64	\$817.31	\$737.65	\$1,422.04	\$1,648.08

10-20-35 and \$3,000 Rx Benefit Max

Age	Individual Male	Individual Female	Individual +1 Dependent	Family
0-20	\$169.71	\$284.49	\$469.10	\$756.20
21	\$171.73	\$286.71	\$471.70	\$762.12
22	\$173.74	\$288.91	\$474.32	\$768.03
23	\$175.75	\$291.12	\$476.93	\$773.96
24	\$177.79	\$293.31	\$479.54	\$779.88
25	\$179.81	\$295.53	\$482.15	\$785.79
26	\$181.82	\$297.73	\$484.76	\$791.70
27	\$183.86	\$299.95	\$487.38	\$797.62
28	\$185.86	\$302.18	\$489.99	\$803.54
29	\$187.88	\$304.37	\$492.63	\$809.46
30	\$189.91	\$306.59	\$495.24	\$815.37
31	\$201.21	\$313.67	\$496.68	\$834.74
32	\$212.47	\$320.78	\$498.16	\$854.10
33	\$223.76	\$327.87	\$499.60	\$873.47
34	\$235.04	\$334.99	\$501.07	\$892.82
35	\$240.12	\$337.75	\$505.90	\$898.71
36	\$242.67	\$339.09	\$508.34	\$901.65
37	\$245.22	\$340.48	\$510.76	\$904.60
38	\$247.78	\$341.86	\$513.16	\$907.54
39	\$255.40	\$345.97	\$520.43	\$916.37
40	\$265.55	\$351.49	\$530.13	\$928.13
41	\$275.73	\$357.00	\$539.80	\$939.90
42	\$285.90	\$362.48	\$549.49	\$951.66
43	\$294.88	\$369.81	\$561.62	\$959.81
44	\$303.85	\$377.11	\$573.72	\$967.97
45	\$312.87	\$384.43	\$585.84	\$976.10
46	\$321.83	\$391.73	\$597.95	\$984.27
47	\$330.81	\$399.05	\$610.08	\$992.41
48	\$349.61	\$411.87	\$646.08	\$1,013.64
49	\$368.40	\$424.69	\$682.08	\$1,034.89
50	\$387.22	\$437.49	\$718.10	\$1,056.12
51	\$406.02	\$450.30	\$754.09	\$1,077.37
52	\$424.80	\$463.11	\$790.10	\$1,098.60
53	\$451.98	\$487.49	\$838.42	\$1,144.92
54	\$479.15	\$511.88	\$886.76	\$1,191.25
55	\$506.29	\$536.22	\$935.09	\$1,237.54
56	\$533.46	\$560.60	\$983.44	\$1,283.87
57	\$560.63	\$584.99	\$1,031.77	\$1,330.18
58	\$596.37	\$607.62	\$1,087.28	\$1,377.83
59	\$632.08	\$630.26	\$1,142.79	\$1,425.45
60	\$667.81	\$652.92	\$1,198.26	\$1,473.09
61	\$703.53	\$675.55	\$1,253.78	\$1,520.70
62	\$739.26	\$698.19	\$1,309.29	\$1,568.35
63	\$786.36	\$725.21	\$1,379.72	\$1,624.52
64	\$833.48	\$752.23	\$1,450.15	\$1,680.66



Revised 5/09

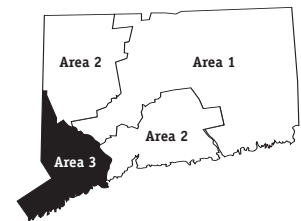
HMO Upfront Deductible \$2,500 Individual/\$5,000 Family

(HMO-OA-25-35-UFQA)

All policyholders may be subject to a rate increase at their renewal date.
Rates are calculated as of the Applicant's age as of the effective date.

Area 3 (Fairfield County)

Fairfield County: Bethel, Bridgeport, Brookfield, Danbury, Darien, Easton, Fairfield, Greenwich, Monroe, New Canaan, New Fairfield, Newtown, Norwalk, Shelton, Sherman, Stamford, Stratford, Redding, Ridgefield, Trumbull, Weston, Westport, Wilton



15-25-40 and \$1,000 Rx Benefit Max

Age	Individual Male	Individual Female	Individual +1 Dependent	Family
0-20	\$157.46	\$263.95	\$435.23	\$701.59
21	\$159.33	\$266.01	\$437.64	\$707.07
22	\$161.19	\$268.04	\$440.07	\$712.56
23	\$163.05	\$270.10	\$442.48	\$718.08
24	\$164.96	\$272.13	\$444.92	\$723.56
25	\$166.82	\$274.19	\$447.33	\$729.05
26	\$168.69	\$276.22	\$449.76	\$734.53
27	\$170.58	\$278.29	\$452.18	\$740.02
28	\$172.45	\$280.36	\$454.61	\$745.52
29	\$174.31	\$282.39	\$457.06	\$751.00
30	\$176.20	\$284.45	\$459.47	\$756.49
31	\$186.68	\$291.02	\$460.81	\$774.45
32	\$197.12	\$297.62	\$462.19	\$792.43
33	\$207.60	\$304.19	\$463.52	\$810.39
34	\$218.07	\$310.80	\$464.89	\$828.36
35	\$222.78	\$313.36	\$469.37	\$833.81
36	\$225.14	\$314.61	\$471.62	\$836.54
37	\$227.51	\$315.89	\$473.87	\$839.27
38	\$229.88	\$317.17	\$476.10	\$842.00
39	\$236.96	\$320.99	\$482.85	\$850.19
40	\$246.36	\$326.12	\$491.85	\$861.11
41	\$255.81	\$331.22	\$500.81	\$872.02
42	\$265.25	\$336.31	\$509.81	\$882.94
43	\$273.59	\$343.11	\$521.07	\$890.49
44	\$281.90	\$349.88	\$532.29	\$898.08
45	\$290.27	\$356.67	\$543.54	\$905.62
46	\$298.59	\$363.44	\$554.77	\$913.19
47	\$306.92	\$370.24	\$566.03	\$920.74
48	\$324.36	\$382.13	\$599.42	\$940.44
49	\$341.79	\$394.02	\$632.81	\$960.15
50	\$359.26	\$405.89	\$666.24	\$979.86
51	\$376.69	\$417.78	\$699.63	\$999.57
52	\$394.13	\$429.67	\$733.04	\$1,019.26
53	\$419.34	\$452.30	\$777.87	\$1,062.24
54	\$444.55	\$474.91	\$822.73	\$1,105.22
55	\$469.73	\$497.50	\$867.57	\$1,148.17
56	\$494.93	\$520.12	\$912.42	\$1,191.16
57	\$520.14	\$542.74	\$957.25	\$1,234.13
58	\$553.29	\$563.75	\$1,008.76	\$1,278.33
59	\$586.44	\$584.74	\$1,060.26	\$1,322.50
60	\$619.58	\$605.77	\$1,111.74	\$1,366.71
61	\$652.73	\$626.77	\$1,163.24	\$1,410.88
62	\$685.87	\$647.78	\$1,214.74	\$1,455.09
63	\$729.58	\$672.84	\$1,280.08	\$1,507.21
64	\$773.28	\$697.91	\$1,345.43	\$1,559.29

15-25-40 and \$2,000 Rx Benefit Max

Age	Individual Male	Individual Female	Individual +1 Dependent	Family
0-20	\$163.04	\$273.31	\$450.66	\$726.47
21	\$164.98	\$275.44	\$453.16	\$732.16
22	\$166.91	\$277.55	\$455.67	\$737.84
23	\$168.84	\$279.68	\$458.18	\$743.54
24	\$170.81	\$281.79	\$460.69	\$749.22
25	\$172.74	\$283.92	\$463.20	\$754.91
26	\$174.67	\$286.03	\$465.71	\$760.59
27	\$176.63	\$288.15	\$468.21	\$766.27
28	\$178.56	\$290.30	\$470.73	\$771.96
29	\$180.49	\$292.41	\$473.27	\$777.64
30	\$182.45	\$294.53	\$475.78	\$783.33
31	\$193.30	\$301.34	\$477.16	\$801.92
32	\$204.11	\$308.18	\$478.58	\$820.53
33	\$214.96	\$314.98	\$479.96	\$839.13
34	\$225.80	\$321.82	\$481.37	\$857.74
35	\$230.68	\$324.48	\$486.02	\$863.38
36	\$233.13	\$325.77	\$488.36	\$866.21
37	\$235.58	\$327.09	\$490.69	\$869.04
38	\$238.04	\$328.43	\$492.99	\$871.87
39	\$245.36	\$332.37	\$499.98	\$880.35
40	\$255.10	\$337.68	\$509.29	\$891.65
41	\$264.89	\$342.96	\$518.58	\$902.95
42	\$274.67	\$348.23	\$527.90	\$914.26
43	\$283.29	\$355.28	\$539.54	\$922.08
44	\$291.91	\$362.29	\$551.17	\$929.92
45	\$300.57	\$369.32	\$562.82	\$937.74
46	\$309.18	\$376.33	\$574.45	\$945.59
47	\$317.81	\$383.37	\$586.10	\$953.39
48	\$335.87	\$395.67	\$620.68	\$973.79
49	\$353.92	\$408.00	\$655.27	\$994.21
50	\$372.00	\$420.28	\$689.87	\$1,014.61
51	\$390.06	\$432.60	\$724.45	\$1,035.03
52	\$408.11	\$444.92	\$759.04	\$1,055.41
53	\$434.21	\$468.34	\$805.47	\$1,099.92
54	\$460.32	\$491.76	\$851.91	\$1,144.43
55	\$486.39	\$515.15	\$898.34	\$1,188.90
56	\$512.49	\$538.56	\$944.78	\$1,233.40
57	\$538.60	\$561.99	\$991.21	\$1,277.90
58	\$572.93	\$583.74	\$1,044.54	\$1,323.67
59	\$607.25	\$605.49	\$1,097.87	\$1,369.41
60	\$641.57	\$627.26	\$1,151.17	\$1,415.19
61	\$675.88	\$649.00	\$1,204.50	\$1,460.93
62	\$710.20	\$670.75	\$1,257.83	\$1,506.71
63	\$755.45	\$696.71	\$1,325.49	\$1,560.66
64	\$800.71	\$722.67	\$1,393.15	\$1,614.60

15-25-40 and \$3,000 Rx Benefit Max

Age	Individual Male	Individual Female	Individual +1 Dependent	Family
0-20	\$165.71	\$277.77	\$458.03	\$738.34
21	\$167.66	\$279.94	\$460.57	\$744.11
22	\$169.63	\$282.09	\$463.12	\$749.89
23	\$171.59	\$284.24	\$465.67	\$755.68
24	\$173.60	\$286.39	\$468.22	\$761.47
25	\$175.56	\$288.56	\$470.77	\$767.24
26	\$177.53	\$290.70	\$473.32	\$773.01
27	\$179.51	\$292.87	\$475.87	\$778.78
28	\$181.48	\$295.03	\$478.42	\$784.57
29	\$183.44	\$297.18	\$481.00	\$790.34
30	\$185.43	\$299.35	\$483.54	\$796.11
31	\$196.46	\$306.27	\$484.95	\$815.02
32	\$207.45	\$313.21	\$486.39	\$833.93
33	\$218.47	\$320.12	\$487.81	\$852.83
34	\$229.49	\$327.07	\$489.23	\$871.75
35	\$234.44	\$329.77	\$493.95	\$877.49
36	\$236.94	\$331.09	\$496.34	\$880.36
37	\$239.43	\$332.44	\$498.70	\$883.24
38	\$241.92	\$333.79	\$501.04	\$886.11
39	\$249.36	\$337.80	\$508.14	\$894.72
40	\$259.27	\$343.20	\$517.61	\$906.21
41	\$269.21	\$348.56	\$527.04	\$917.70
42	\$279.15	\$353.92	\$536.52	\$929.19
43	\$287.92	\$361.08	\$548.36	\$937.14
44	\$296.67	\$368.20	\$560.16	\$945.11
45	\$305.48	\$375.35	\$572.01	\$953.05
46	\$314.23	\$382.47	\$583.83	\$961.03
47	\$322.99	\$389.63	\$595.67	\$968.97
48	\$341.34	\$402.14	\$630.81	\$989.70
49	\$359.69	\$414.66	\$665.96	\$1,010.45
50	\$378.08	\$427.16	\$701.14	\$1,031.18
51	\$396.43	\$439.67	\$736.28	\$1,051.93
52	\$414.78	\$452.17	\$771.43	\$1,072.65
53	\$441.30	\$475.98	\$818.62	\$1,117.88
54	\$467.83	\$499.79	\$865.82	\$1,163.11
55	\$494.33	\$523.56	\$913.02	\$1,208.32
56	\$520.87	\$547.36	\$960.21	\$1,253.55
57	\$547.39	\$571.17	\$1,007.40	\$1,298.77
58	\$582.28	\$593.27	\$1,061.60	\$1,345.29
59	\$617.16	\$615.37	\$1,115.80	\$1,391.78
60	\$652.04	\$637.50	\$1,169.96	\$1,438.30
61	\$686.92	\$659.60	\$1,224.16	\$1,484.78
62	\$721.80	\$681.70	\$1,278.37	\$1,531.31
63	\$767.79	\$708.09	\$1,347.13	\$1,586.15
64	\$813.79	\$734.47	\$1,415.90	\$1,640.97



Revised 12/08

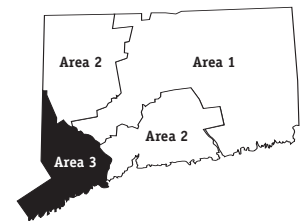
HMO HDHP \$1,500 Individual/\$3,000 Family

(HMO-HSA-00-00-HDPI/HDQF)

All policyholders may be subject to a rate increase at their renewal date.
Rates are calculated as of the Applicant's age as of the effective date.

Area 3 (Fairfield County)

Fairfield County: Bethel, Bridgeport, Brookfield, Danbury, Darien, Easton, Fairfield, Greenwich, Monroe, New Canaan, New Fairfield, Newtown, Norwalk, Shelton, Sherman, Stamford, Stratford, Redding, Ridgefield, Trumbull, Weston, Westport, Wilton



15/25/40 and \$3,000 Rx Benefit Max

Age	Individual Male	Individual Female	Individual +1 Dependent	Family
0-20	\$158.50	\$265.72	\$385.59	\$706.33
21	\$160.39	\$267.79	\$387.74	\$711.87
22	\$162.29	\$269.85	\$389.88	\$717.38
23	\$164.15	\$271.91	\$392.02	\$722.92
24	\$166.06	\$273.97	\$394.17	\$728.44
25	\$167.94	\$276.04	\$396.32	\$733.97
26	\$169.83	\$278.10	\$398.45	\$739.49
27	\$171.70	\$280.16	\$400.63	\$745.02
28	\$173.61	\$282.24	\$402.78	\$750.54
29	\$175.48	\$284.26	\$404.93	\$756.07
30	\$177.38	\$286.33	\$407.06	\$761.60
31	\$187.92	\$292.99	\$408.26	\$779.67
32	\$198.45	\$299.61	\$409.47	\$797.76
33	\$208.99	\$306.27	\$410.65	\$815.85
34	\$219.52	\$312.90	\$411.85	\$833.93
35	\$224.28	\$315.47	\$415.84	\$839.42
36	\$226.67	\$316.74	\$417.82	\$842.19
37	\$229.04	\$318.03	\$419.81	\$844.93
38	\$231.42	\$319.33	\$421.82	\$847.67
39	\$238.54	\$323.16	\$427.77	\$855.94
40	\$248.04	\$328.32	\$435.75	\$866.90
41	\$257.55	\$333.45	\$443.70	\$877.90
42	\$267.04	\$338.58	\$451.66	\$888.90
43	\$275.44	\$345.42	\$461.63	\$896.51
44	\$283.84	\$352.23	\$471.59	\$904.13
45	\$292.23	\$359.08	\$481.54	\$911.74
46	\$300.62	\$365.90	\$491.49	\$919.36
47	\$309.01	\$372.74	\$501.47	\$926.97
48	\$326.58	\$384.71	\$531.06	\$946.80
49	\$344.12	\$396.67	\$560.66	\$966.65
50	\$361.69	\$408.64	\$590.24	\$986.46
51	\$379.23	\$420.60	\$619.84	\$1,006.31
52	\$396.80	\$432.57	\$649.44	\$1,026.14
53	\$422.17	\$455.33	\$689.16	\$1,069.40
54	\$447.53	\$478.11	\$728.90	\$1,112.66
55	\$472.93	\$500.87	\$768.62	\$1,155.95
56	\$498.28	\$523.65	\$808.36	\$1,199.22
57	\$523.65	\$546.40	\$848.08	\$1,242.47
58	\$557.02	\$567.56	\$893.71	\$1,286.95
59	\$590.40	\$588.71	\$939.33	\$1,331.46
60	\$623.75	\$609.84	\$984.95	\$1,375.94
61	\$657.12	\$630.99	\$1,030.56	\$1,420.45
62	\$690.49	\$652.15	\$1,076.19	\$1,464.94
63	\$734.48	\$677.40	\$1,134.10	\$1,517.39
64	\$778.50	\$702.64	\$1,191.99	\$1,569.86



Revised 5/09

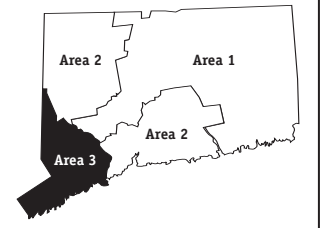
HMO HDHP \$1,500 Individual/\$3,000 Family

(HMO-HSA-00-00-HDPI/HDQF)

All policyholders may be subject to a rate increase at their renewal date.
Rates are calculated as of the Applicant's age as of the effective date.

Area 3 (Fairfield County)

Fairfield County: Bethel, Bridgeport, Brookfield, Danbury, Darien, Easton, Fairfield, Greenwich, Monroe, New Canaan, New Fairfield, Newtown, Norwalk, Shelton, Sherman, Stamford, Stratford, Redding, Ridgefield, Trumbull, Weston, Westport, Wilton



15/25/40 Unlimited

Age	Individual Male	Individual Female	Individual +1 Dependent	Family
0-20	\$161.67	\$271.02	\$393.28	\$720.43
21	\$163.58	\$273.13	\$395.47	\$726.08
22	\$165.53	\$275.24	\$397.66	\$731.70
23	\$167.43	\$277.33	\$399.85	\$737.34
24	\$169.37	\$279.45	\$402.04	\$742.97
25	\$171.29	\$281.56	\$404.22	\$748.62
26	\$173.22	\$283.65	\$406.41	\$754.25
27	\$175.13	\$285.76	\$408.63	\$759.89
28	\$177.08	\$287.87	\$410.82	\$765.52
29	\$178.98	\$289.94	\$413.01	\$771.17
30	\$180.93	\$292.05	\$415.20	\$776.79
31	\$191.66	\$298.83	\$416.42	\$795.24
32	\$202.41	\$305.60	\$417.64	\$813.68
33	\$213.16	\$312.38	\$418.85	\$832.13
34	\$223.91	\$319.13	\$420.07	\$850.58
35	\$228.75	\$321.77	\$424.14	\$856.17
36	\$231.20	\$323.06	\$426.17	\$859.00
37	\$233.61	\$324.37	\$428.19	\$861.79
38	\$236.04	\$325.70	\$430.24	\$864.60
39	\$243.30	\$329.61	\$436.30	\$873.02
40	\$253.00	\$334.87	\$444.45	\$884.20
41	\$262.69	\$340.10	\$452.56	\$895.42
42	\$272.38	\$345.33	\$460.68	\$906.64
43	\$280.95	\$352.32	\$470.84	\$914.40
44	\$289.50	\$359.27	\$481.01	\$922.18
45	\$298.07	\$366.25	\$491.14	\$929.93
46	\$306.62	\$373.20	\$501.30	\$937.71
47	\$315.18	\$380.18	\$511.47	\$945.48
48	\$333.09	\$392.40	\$541.66	\$965.70
49	\$350.99	\$404.59	\$571.86	\$985.94
50	\$368.92	\$416.79	\$602.02	\$1,006.16
51	\$386.80	\$428.99	\$632.20	\$1,026.40
52	\$404.72	\$441.20	\$662.40	\$1,046.63
53	\$430.60	\$464.42	\$702.91	\$1,090.75
54	\$456.46	\$487.64	\$743.44	\$1,134.87
55	\$482.36	\$510.86	\$783.96	\$1,179.02
56	\$508.22	\$534.11	\$824.49	\$1,223.15
57	\$534.11	\$557.31	\$865.01	\$1,267.27
58	\$568.14	\$578.89	\$911.54	\$1,312.64
59	\$602.19	\$600.46	\$958.08	\$1,358.03
60	\$636.19	\$622.02	\$1,004.61	\$1,403.40
61	\$670.23	\$643.59	\$1,051.13	\$1,448.80
62	\$704.28	\$665.17	\$1,097.67	\$1,494.17
63	\$749.15	\$690.92	\$1,156.73	\$1,547.68
64	\$794.05	\$716.65	\$1,215.78	\$1,601.20



Revised 12/08

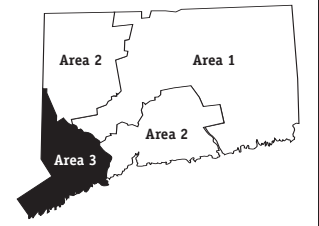
HMO HDHP \$3,000 Individual/\$6,000 Family

(HMO-HSA-00-00-HDQI/HDRF)

All policyholders may be subject to a rate increase at their renewal date.
Rates are calculated as of the Applicant's age as of the effective date.

Area 3 (Fairfield County)

Fairfield County: Bethel, Bridgeport, Brookfield, Danbury, Darien, Easton, Fairfield, Greenwich, Monroe, New Canaan, New Fairfield, Newtown, Norwalk, Shelton, Sherman, Stamford, Stratford, Redding, Ridgefield, Trumbull, Weston, Westport, Wilton



15/25/40 and \$3,000 Rx Benefit Max

Age	Individual Male	Individual Female	Individual +1 Dependent	Family
0-20	\$130.03	\$217.95	\$316.28	\$579.37
21	\$131.55	\$219.65	\$318.04	\$583.92
22	\$133.11	\$221.34	\$319.80	\$588.44
23	\$134.65	\$223.04	\$321.56	\$592.98
24	\$136.21	\$224.73	\$323.32	\$597.51
25	\$137.75	\$226.42	\$325.08	\$602.06
26	\$139.31	\$228.12	\$326.84	\$606.56
27	\$140.84	\$229.81	\$328.62	\$611.11
28	\$142.40	\$231.51	\$330.38	\$615.64
29	\$143.94	\$233.17	\$332.14	\$620.18
30	\$145.51	\$234.86	\$333.90	\$624.70
31	\$154.15	\$240.33	\$334.89	\$639.54
32	\$162.79	\$245.76	\$335.86	\$654.37
33	\$171.43	\$251.22	\$336.84	\$669.20
34	\$180.07	\$256.65	\$337.82	\$684.04
35	\$183.96	\$258.77	\$341.09	\$688.55
36	\$185.92	\$259.82	\$342.72	\$690.82
37	\$187.87	\$260.87	\$344.35	\$693.07
38	\$189.82	\$261.93	\$346.00	\$695.31
39	\$195.66	\$265.07	\$350.88	\$702.09
40	\$203.46	\$269.30	\$357.42	\$711.08
41	\$211.26	\$273.52	\$363.96	\$720.10
42	\$219.05	\$277.72	\$370.48	\$729.13
43	\$225.93	\$283.34	\$378.66	\$735.37
44	\$232.81	\$288.94	\$386.83	\$741.62
45	\$239.70	\$294.54	\$394.97	\$747.86
46	\$246.59	\$300.13	\$403.16	\$754.12
47	\$253.47	\$305.75	\$411.34	\$760.36
48	\$267.88	\$315.56	\$435.61	\$776.62
49	\$282.27	\$325.37	\$459.89	\$792.90
50	\$296.68	\$335.20	\$484.14	\$809.16
51	\$311.07	\$345.00	\$508.43	\$825.45
52	\$325.49	\$354.81	\$532.70	\$841.71
53	\$346.29	\$373.48	\$565.29	\$877.19
54	\$367.09	\$392.17	\$597.88	\$912.67
55	\$387.93	\$410.84	\$630.46	\$948.18
56	\$408.72	\$429.53	\$663.05	\$983.66
57	\$429.53	\$448.19	\$695.64	\$1,019.16
58	\$456.91	\$465.55	\$733.07	\$1,055.63
59	\$484.27	\$482.90	\$770.48	\$1,092.14
60	\$511.63	\$500.23	\$807.92	\$1,128.63
61	\$539.01	\$517.58	\$845.33	\$1,165.14
62	\$566.38	\$534.93	\$882.76	\$1,201.63
63	\$602.47	\$555.64	\$930.25	\$1,244.66
64	\$638.58	\$576.35	\$977.74	\$1,287.69



Revised 5/09

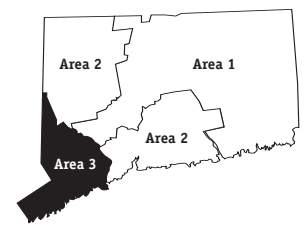
HMO HDHP \$3,000 Individual/\$6,000 Family

(HMO-HSA-00-00-HDQI/HDRF)

All policyholders may be subject to a rate increase at their renewal date.
Rates are calculated as of the Applicant's age as of the effective date.

Area 3 (Fairfield County)

Fairfield County: Bethel, Bridgeport, Brookfield, Danbury, Darien, Easton, Fairfield, Greenwich, Monroe, New Canaan, New Fairfield, Newtown, Norwalk, Shelton, Sherman, Stamford, Stratford, Redding, Ridgefield, Trumbull, Weston, Westport, Wilton



15/25/40 Unlimited

Age	Individual Male	Individual Female	Individual +1 Dependent	Family
0-20	\$132.82	\$222.67	\$323.11	\$591.88
21	\$134.39	\$224.40	\$324.91	\$596.53
22	\$135.99	\$226.13	\$326.71	\$601.14
23	\$137.56	\$227.86	\$328.50	\$605.78
24	\$139.16	\$229.59	\$330.30	\$610.41
25	\$140.72	\$231.31	\$332.10	\$615.05
26	\$142.31	\$233.05	\$333.89	\$619.66
27	\$143.88	\$234.77	\$335.72	\$624.31
28	\$145.48	\$236.51	\$337.52	\$628.94
29	\$147.05	\$238.21	\$339.31	\$633.58
30	\$148.64	\$239.94	\$341.11	\$638.19
31	\$151.48	\$245.52	\$342.12	\$653.34
32	\$166.30	\$251.07	\$343.11	\$668.51
33	\$175.13	\$256.64	\$344.12	\$683.65
34	\$183.96	\$262.20	\$345.12	\$698.81
35	\$187.94	\$264.36	\$348.46	\$703.41
36	\$189.94	\$265.42	\$350.13	\$705.73
37	\$191.92	\$266.49	\$351.79	\$708.03
38	\$193.92	\$267.59	\$353.48	\$710.33
39	\$199.89	\$270.80	\$358.45	\$717.25
40	\$207.86	\$275.12	\$365.15	\$726.44
41	\$215.83	\$279.42	\$371.82	\$735.65
42	\$223.78	\$283.73	\$378.48	\$744.87
43	\$230.81	\$289.46	\$386.83	\$751.25
44	\$237.84	\$295.18	\$395.19	\$757.64
45	\$244.88	\$300.91	\$403.50	\$764.01
46	\$251.91	\$306.62	\$411.86	\$770.40
47	\$258.94	\$312.35	\$420.21	\$776.77
48	\$273.66	\$322.38	\$445.02	\$793.39
49	\$288.36	\$332.40	\$469.82	\$810.03
50	\$303.09	\$342.43	\$494.60	\$826.64
51	\$317.79	\$352.44	\$519.40	\$843.27
52	\$332.51	\$362.47	\$544.20	\$859.88
53	\$353.77	\$381.55	\$577.50	\$896.13
54	\$375.02	\$400.64	\$610.79	\$932.38
55	\$396.31	\$419.70	\$644.08	\$968.66
56	\$417.55	\$438.80	\$677.37	\$1,004.91
57	\$438.80	\$457.87	\$710.67	\$1,041.16
58	\$466.77	\$475.60	\$748.91	\$1,078.42
59	\$494.74	\$493.32	\$787.12	\$1,115.73
60	\$522.68	\$511.03	\$825.36	\$1,153.00
61	\$550.66	\$528.75	\$863.58	\$1,190.30
62	\$578.62	\$546.48	\$901.82	\$1,227.57
63	\$615.48	\$567.64	\$950.33	\$1,271.53
64	\$652.37	\$588.79	\$998.86	\$1,315.50



Revised 12/08

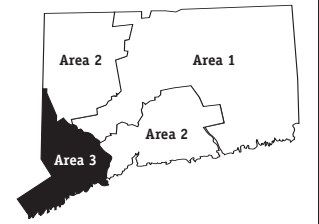
HMO HDHP \$5,000 Individual/\$10,000 Family

(HMO-HSA-00-00-HDSI/HDTF)

All policyholders may be subject to a rate increase at their renewal date.
Rates are calculated as of the Applicant's age as of the effective date.

Area 3 (Fairfield County)

Fairfield County: Bethel, Bridgeport, Brookfield, Danbury, Darien, Easton, Fairfield, Greenwich, Monroe, New Canaan, New Fairfield, Newtown, Norwalk, Shelton, Sherman, Stamford, Stratford, Redding, Ridgefield, Trumbull, Weston, Westport, Wilton



15/25/40 and \$3,000 Rx Benefit Max

Age	Individual Male	Individual Female	Individual +1 Dependent	Family
0-20	\$102.75	\$172.23	\$249.93	\$457.82
21	\$103.96	\$173.57	\$251.33	\$461.42
22	\$105.19	\$174.91	\$252.71	\$465.00
23	\$106.40	\$176.24	\$254.10	\$468.58
24	\$107.64	\$177.59	\$255.49	\$472.15
25	\$108.85	\$178.92	\$256.89	\$475.76
26	\$110.09	\$180.25	\$258.28	\$479.32
27	\$111.30	\$181.60	\$259.68	\$482.91
28	\$112.54	\$182.93	\$261.08	\$486.48
29	\$113.75	\$184.25	\$262.47	\$490.08
30	\$114.97	\$185.60	\$263.85	\$493.65
31	\$121.80	\$189.91	\$264.63	\$505.37
32	\$128.63	\$194.20	\$265.40	\$517.09
33	\$135.47	\$198.51	\$266.18	\$528.81
34	\$142.29	\$202.82	\$266.95	\$540.54
35	\$145.37	\$204.49	\$269.55	\$544.09
36	\$146.93	\$205.31	\$270.83	\$545.88
37	\$148.46	\$206.14	\$272.11	\$547.66
38	\$150.01	\$206.98	\$273.40	\$549.45
39	\$154.62	\$209.47	\$277.26	\$554.80
40	\$160.77	\$212.81	\$282.44	\$561.91
41	\$166.94	\$216.13	\$287.59	\$569.04
42	\$173.10	\$219.46	\$292.75	\$576.16
43	\$178.53	\$223.90	\$299.22	\$581.09
44	\$183.98	\$228.32	\$305.67	\$586.05
45	\$189.41	\$232.75	\$312.11	\$590.96
46	\$194.86	\$237.17	\$318.58	\$595.92
47	\$200.30	\$241.61	\$325.04	\$600.83
48	\$211.68	\$249.37	\$344.22	\$613.69
49	\$223.04	\$257.11	\$363.41	\$626.55
50	\$234.43	\$264.88	\$382.58	\$639.41
51	\$245.81	\$272.62	\$401.77	\$652.27
52	\$257.20	\$280.39	\$420.96	\$665.13
53	\$273.64	\$295.13	\$446.70	\$693.17
54	\$290.08	\$309.90	\$472.46	\$721.21
55	\$306.54	\$324.65	\$498.20	\$749.26
56	\$322.98	\$339.42	\$523.96	\$777.30
57	\$339.42	\$354.17	\$549.71	\$805.34
58	\$361.05	\$367.88	\$579.29	\$834.17
59	\$382.69	\$381.60	\$608.85	\$863.03
60	\$404.30	\$395.29	\$638.42	\$891.86
61	\$425.93	\$409.00	\$667.99	\$920.71
62	\$447.56	\$422.72	\$697.57	\$949.54
63	\$476.08	\$439.08	\$735.09	\$983.55
64	\$504.61	\$455.44	\$772.63	\$1,017.56