

Area 1 (Hartford, New London, Tolland and Windham counties*)

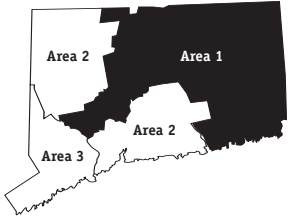
Hartford County: Avon, Berlin, Bloomfield, Bristol, Burlington, Canton, East Granby, East Hartford, East Windsor, Enfield, Farmington, Glastonbury, Granby, Hartford, Hartland, Manchester, Marlborough, New Britain, Newington, Plainville, Rocky Hill, Simsbury, Southington, South Windsor, Suffield, West Hartford, Wethersfield, Windsor, Windsor Locks

New London County: Bozrah, Colchester, East Lyme, Franklin, Griswold, Groton, Lebanon, Ledyard, Lisbon, Lyme, Montville, New London, North Stonington, Norwich, Old Lyme, Preston, Salem, Sprague, Stonington, Voluntown, Waterford

Tolland County: Andover, Bolton, Columbia, Coventry, Ellington, Hebron, Mansfield, Somers, Stafford, Tolland, Union, Vernon, Willington

Windham County: Ashford, Brooklyn, Canterbury, Chaplin, Eastford, Hampton, Killingly, Plainfield, Pomfret, Putnam, Scotland, Sterling, Thompson, Windham, Woodstock

*Note: Area 1 also includes these towns from New Haven County: Beacon Falls, Cheshire, Middlebury, Naugatuck, Oxford, Prospect, South Britain, Southbury, Waterbury and Wolcott.



Unlimited

Age	Individual Male	Individual Female	Individual +1 Dependent	Family
0-20	\$90.85	\$152.30	\$220.99	\$404.82
21	\$91.92	\$153.48	\$222.23	\$408.00
22	\$93.01	\$154.67	\$223.46	\$411.16
23	\$94.09	\$155.85	\$224.68	\$414.32
24	\$95.18	\$157.03	\$225.91	\$417.49
25	\$96.24	\$158.21	\$227.14	\$420.66
26	\$97.33	\$159.39	\$228.37	\$423.83
27	\$98.41	\$160.57	\$229.61	\$427.00
28	\$99.50	\$161.76	\$230.85	\$430.16
29	\$100.58	\$162.93	\$232.08	\$433.33
30	\$101.67	\$164.10	\$233.30	\$436.49
31	\$107.70	\$167.92	\$233.98	\$446.86
32	\$113.74	\$171.72	\$234.68	\$457.22
33	\$119.78	\$175.53	\$235.36	\$467.59
34	\$125.82	\$179.33	\$236.05	\$477.95
35	\$128.54	\$180.80	\$238.33	\$481.10
36	\$129.91	\$181.54	\$239.47	\$482.68
37	\$131.27	\$182.27	\$240.60	\$484.25
38	\$132.63	\$183.01	\$241.75	\$485.83
39	\$136.71	\$185.21	\$245.17	\$490.55
40	\$142.16	\$188.17	\$249.74	\$496.84
41	\$147.60	\$191.11	\$254.30	\$503.16
42	\$153.06	\$194.06	\$258.86	\$509.46
43	\$157.86	\$197.97	\$264.57	\$513.82
44	\$162.68	\$201.88	\$270.29	\$518.19
45	\$167.48	\$205.80	\$275.98	\$522.54
46	\$172.30	\$209.71	\$281.69	\$526.92
47	\$177.11	\$213.63	\$287.41	\$531.28
48	\$187.17	\$220.49	\$304.37	\$542.64
49	\$197.23	\$227.34	\$321.34	\$554.02
50	\$207.30	\$234.21	\$338.29	\$565.37
51	\$217.35	\$241.06	\$355.25	\$576.75
52	\$227.43	\$247.92	\$372.21	\$588.12
53	\$241.95	\$260.96	\$394.98	\$612.91
54	\$256.50	\$274.03	\$417.75	\$637.71
55	\$271.04	\$287.06	\$440.53	\$662.51
56	\$285.59	\$300.12	\$463.29	\$687.31
57	\$300.12	\$313.16	\$486.07	\$712.10
58	\$319.25	\$325.28	\$512.20	\$737.60
59	\$338.37	\$337.40	\$538.36	\$763.10
60	\$357.49	\$349.53	\$564.51	\$788.60
61	\$376.62	\$361.65	\$590.65	\$814.11
62	\$395.75	\$373.77	\$616.80	\$839.60
63	\$420.96	\$388.24	\$649.98	\$869.67
64	\$446.19	\$402.70	\$683.17	\$899.75

For information on Medicare Prime and 65+ rates, go to the producer section of www.connecticare.com. HMO coverage is underwritten by ConnectiCare, Inc.

All policyholders may be subject to a rate increase at their renewal date. Rates are calculated as of the Applicant's age as of the effective date.

Effective Dates Jan. – Dec. 2009

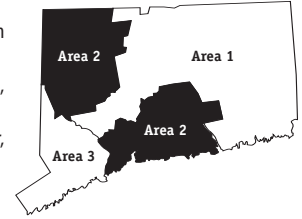
Area 2 (Litchfield, Middlesex and New Haven counties*)

Litchfield County: Barkhamsted, Bethlehem, Bridgewater, Canaan, Colebrook, Cornwall, Goshen, Harwinton, Kent, Litchfield, Morris, New Hartford, New Milford, Norfolk, North Canaan, Plymouth, Roxbury, Salisbury, Sharon, Thomaston, Torrington, Warren, Washington, Watertown, Winchester, Woodbury

Middlesex County: Chester, Clinton, Cromwell, Deep River, Durham, East Haddam, East Hampton, Essex, Haddam, Killingworth, Middlefield, Middletown, Old Saybrook, Portland, Westbrook

New Haven County: Ansonia, Bethany, Branford, Derby, East Haven, Guilford, Hamden, Madison, Meriden, Milford, New Haven, North Branford, North Haven, Orange, Seymour, Wallingford, West Haven, Woodbridge

*Note: The following towns are included in Area 1: Beacon Falls, Cheshire, Middlebury, Naugatuck, Oxford, Prospect, South Britain, Southbury, Waterbury and Wolcott.



Unlimited

Age	Individual Male	Individual Female	Individual +1 Dependent	Family
0-20	\$96.74	\$162.19	\$235.35	\$431.11
21	\$97.88	\$163.44	\$236.65	\$434.49
22	\$99.05	\$164.70	\$237.96	\$437.86
23	\$100.19	\$165.96	\$239.28	\$441.24
24	\$101.36	\$167.23	\$240.58	\$444.61
25	\$102.50	\$168.48	\$241.90	\$447.99
26	\$103.65	\$169.74	\$243.21	\$451.36
27	\$104.80	\$171.01	\$244.53	\$454.73
28	\$105.96	\$172.26	\$245.84	\$458.10
29	\$107.10	\$173.51	\$247.15	\$461.49
30	\$108.27	\$174.77	\$248.46	\$464.84
31	\$114.70	\$178.83	\$249.18	\$475.89
32	\$121.14	\$182.87	\$249.91	\$486.92
33	\$127.56	\$186.93	\$250.65	\$497.96
34	\$133.98	\$190.97	\$251.38	\$509.00
35	\$136.90	\$192.55	\$253.81	\$512.35
36	\$138.35	\$193.33	\$255.02	\$514.04
37	\$139.80	\$194.11	\$256.23	\$515.72
38	\$141.25	\$194.90	\$257.46	\$517.38
39	\$145.59	\$197.24	\$261.09	\$522.42
40	\$151.40	\$200.39	\$265.96	\$529.12
41	\$157.20	\$203.52	\$270.82	\$535.84
42	\$162.99	\$206.66	\$275.67	\$542.54
43	\$168.12	\$210.83	\$281.76	\$547.19
44	\$173.24	\$214.99	\$287.84	\$551.85
45	\$178.36	\$219.18	\$293.90	\$556.49
46	\$183.49	\$223.33	\$299.99	\$561.14
47	\$188.60	\$227.51	\$306.08	\$565.78
48	\$199.33	\$234.82	\$324.14	\$577.89
49	\$210.04	\$242.11	\$342.21	\$590.00
50	\$220.76	\$249.41	\$360.25	\$602.11
51	\$231.47	\$256.71	\$378.32	\$614.22
52	\$242.20	\$264.02	\$396.40	\$626.32
53	\$257.68	\$277.91	\$420.64	\$652.72
54	\$273.15	\$291.83	\$444.90	\$679.12
55	\$288.66	\$305.71	\$469.14	\$705.55
56	\$304.13	\$319.61	\$493.39	\$731.95
57	\$319.61	\$333.51	\$517.63	\$758.35
58	\$339.99	\$346.41	\$545.49	\$785.51
59	\$360.36	\$359.33	\$573.32	\$812.67
60	\$380.71	\$372.22	\$601.18	\$839.83
61	\$401.09	\$385.13	\$629.02	\$866.98
62	\$421.46	\$398.05	\$656.87	\$894.14
63	\$448.31	\$413.47	\$692.20	\$926.16
64	\$475.18	\$428.87	\$727.55	\$958.19

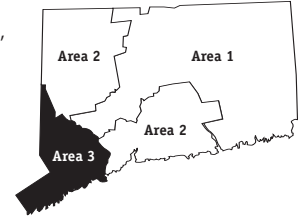
For information on Medicare Prime and 65+ rates, go to the producer section of www.connecticare.com. HMO coverage is underwritten by ConnectiCare, Inc.

All policyholders may be subject to a rate increase at their renewal date. Rates are calculated as of the Applicant's age as of the effective date.

Effective Dates Jan. – Dec. 2009

Area 3 (Fairfield County)

Fairfield County: Bethel, Bridgeport, Brookfield, Danbury, Darien, Easton, Fairfield, Greenwich, Monroe, New Canaan, New Fairfield, Newtown, Norwalk, Shelton, Sherman, Stamford, Stratford, Redding, Ridgefield, Trumbull, Weston, Westport, Wilton



Unlimited

Age	Individual Male	Individual Female	Individual +1 Dependent	Family
0-20	\$105.21	\$176.38	\$255.94	\$468.82
21	\$106.45	\$177.74	\$257.36	\$472.51
22	\$107.73	\$179.11	\$258.79	\$476.17
23	\$108.97	\$180.48	\$260.20	\$479.84
24	\$110.23	\$181.86	\$261.63	\$483.50
25	\$111.47	\$183.23	\$263.05	\$487.19
26	\$112.73	\$184.59	\$264.49	\$490.83
27	\$113.97	\$185.96	\$265.92	\$494.51
28	\$115.24	\$187.33	\$267.35	\$498.18
29	\$116.48	\$188.68	\$268.77	\$501.85
30	\$117.73	\$190.06	\$270.19	\$505.51
31	\$124.73	\$194.47	\$270.98	\$517.52
32	\$131.73	\$198.87	\$271.78	\$529.52
33	\$138.73	\$203.29	\$272.57	\$541.53
34	\$145.71	\$207.68	\$273.36	\$553.54
35	\$148.88	\$209.40	\$276.02	\$557.17
36	\$150.46	\$210.25	\$277.33	\$559.00
37	\$152.02	\$211.09	\$278.66	\$560.82
38	\$153.61	\$211.96	\$279.98	\$562.65
39	\$158.33	\$214.50	\$283.93	\$568.13
40	\$164.64	\$217.92	\$289.23	\$575.42
41	\$170.95	\$221.32	\$294.50	\$582.71
42	\$177.26	\$224.73	\$299.80	\$590.01
43	\$182.83	\$229.27	\$306.40	\$595.05
44	\$188.40	\$233.80	\$313.02	\$600.13
45	\$193.96	\$238.34	\$319.61	\$605.17
46	\$199.54	\$242.87	\$326.23	\$610.24
47	\$205.11	\$247.41	\$332.85	\$615.28
48	\$216.77	\$255.37	\$352.49	\$628.44
49	\$228.41	\$263.30	\$372.14	\$641.62
50	\$240.07	\$271.25	\$391.77	\$654.78
51	\$251.72	\$279.18	\$411.42	\$667.95
52	\$263.38	\$287.12	\$431.07	\$681.12
53	\$280.21	\$302.22	\$457.44	\$709.82
54	\$297.05	\$317.34	\$483.81	\$738.54
55	\$313.91	\$332.46	\$510.18	\$767.27
56	\$330.75	\$347.58	\$536.55	\$795.98
57	\$347.58	\$362.68	\$562.92	\$824.69
58	\$369.73	\$376.72	\$593.21	\$854.22
59	\$391.88	\$390.77	\$623.49	\$883.77
60	\$414.02	\$404.78	\$653.76	\$913.29
61	\$436.17	\$418.83	\$684.04	\$942.83
62	\$458.32	\$432.88	\$714.33	\$972.36
63	\$487.52	\$449.63	\$752.76	\$1,007.19
64	\$516.73	\$466.38	\$791.20	\$1,042.01

For information on Medicare Prime and 65+ rates, go to the producer section of www.connecticare.com. HMO coverage is underwritten by ConnectiCare, Inc.

All policyholders may be subject to a rate increase at their renewal date. Rates are calculated as of the Applicant's age as of the effective date.

Effective Dates Jan. – Dec. 2009