



Revised 12/08

HMO HDHP \$5,000 Individual/\$10,000 Family

(HMO-HSA-00-00-HDSI/HDTF)

All policyholders may be subject to a rate increase at their renewal date.
Rates are calculated as of the Applicant's age as of the effective date.

Area 1 (Hartford, New London, Tolland and Windham counties*)

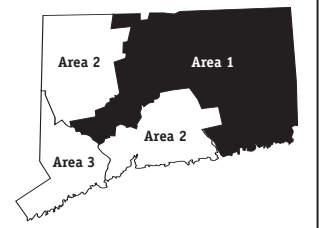
Hartford County: Avon, Berlin, Bloomfield, Bristol, Burlington, Canton, East Granby, East Hartford, East Windsor, Enfield, Farmington, Glastonbury, Granby, Hartford, Hartland, Manchester, Marlborough, New Britain, Newington, Plainville, Rocky Hill, Simsbury, Southington, South Windsor, Suffield, West Hartford, Wethersfield, Windsor, Windsor Locks

New London County: Bozrah, Colchester, East Lyme, Franklin, Griswold, Groton, Lebanon, Ledyard, Lisbon, Lyme, Montville, New London, North Stonington, Norwich, Old Lyme, Preston, Salem, Sprague, Stonington, Voluntown, Waterford

Tolland County: Andover, Bolton, Columbia, Coventry, Ellington, Hebron, Mansfield, Somers, Stafford, Tolland, Union, Vernon, Willington

Windham County: Ashford, Brooklyn, Canterbury, Chaplin, Eastford, Hampton, Killingly, Plainfield, Pomfret, Putnam, Scotland, Sterling, Thompson, Windham, Woodstock

*Note: Area 1 also includes these towns from New Haven County: Beacon Falls, Cheshire, Middlebury, Naugatuck, Oxford, Prospect, South Britain, Southbury, Waterbury and Wolcott.



Unlimited

Age	Individual Male	Individual Female	Individual +1 Dependent	Family
65	\$471.40	\$417.18	\$716.34	\$929.79
66	\$496.63	\$431.64	\$749.52	\$959.87
67	\$521.84	\$446.11	\$782.70	\$989.93
68	\$537.51	\$459.49	\$806.18	\$1,019.62
69	\$553.63	\$473.29	\$830.37	\$1,050.22
70+	\$570.23	\$487.48	\$855.27	\$1,081.73
Medicare				
Prime	\$202.33	\$202.33	\$498.05	\$801.55



Revised 12/08

HMO HDHP \$5,000 Individual/\$10,000 Family

(HMO-HSA-00-00-HDSI/HDTF)

All policyholders may be subject to a rate increase at their renewal date.
Rates are calculated as of the Applicant's age as of the effective date.

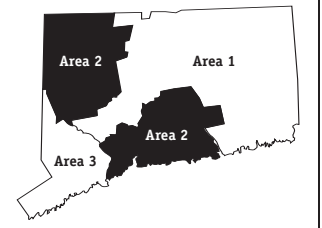
Area 2 (Litchfield, Middlesex and New Haven counties*)

Litchfield County: Barkhamsted, Bethlehem, Bridgewater, Canaan, Colebrook, Cornwall, Goshen, Harwinton, Kent, Litchfield, Morris, New Hartford, New Milford, Norfolk, North Canaan, Plymouth, Roxbury, Salisbury, Sharon, Thomaston, Torrington, Warren, Washington, Watertown, Winchester, Woodbury

Middlesex County: Chester, Clinton, Cromwell, Deep River, Durham, East Haddam, East Hampton, Essex, Haddam, Killingworth, Middlefield, Middletown, Old Saybrook, Portland, Westbrook

New Haven County: Ansonia, Bethany, Branford, Derby, East Haven, Guilford, Hamden, Madison, Meriden, Milford, New Haven, North Branford, North Haven, Orange, Seymour, Wallingford, West Haven, Woodbridge

*Note: The following towns are included in Area 1: Beacon Falls, Cheshire, Middlebury, Naugatuck, Oxford, Prospect, South Britain, Southbury, Waterbury and Wolcott.



Unlimited

Age	Individual Male	Individual Female	Individual +1 Dependent	Family
65	\$502.03	\$444.27	\$762.87	\$990.19
66	\$528.90	\$459.67	\$798.20	\$1,022.21
67	\$555.75	\$475.09	\$833.54	\$1,054.24
68	\$572.42	\$489.34	\$858.54	\$1,085.86
69	\$589.59	\$504.03	\$884.31	\$1,118.43
70+	\$607.27	\$519.15	\$910.83	\$1,152.00
Medicare				
Prime	\$215.47	\$215.47	\$530.40	\$853.61



Revised 12/08

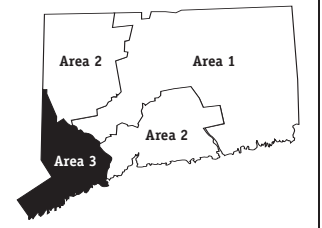
HMO HDHP \$5,000 Individual/\$10,000 Family

(HMO-HSA-00-00-HDSI/HDTF)

All policyholders may be subject to a rate increase at their renewal date.
Rates are calculated as of the Applicant's age as of the effective date.

Area 3 (Fairfield County)

Fairfield County: Bethel, Bridgeport, Brookfield, Danbury, Darien, Easton, Fairfield, Greenwich, Monroe, New Canaan, New Fairfield, Newtown, Norwalk, Shelton, Sherman, Stamford, Stratford, Redding, Ridgefield, Trumbull, Weston, Westport, Wilton



Unlimited

Age	Individual Male	Individual Female	Individual +1 Dependent	Family
65	\$545.94	\$483.14	\$829.61	\$1,076.81
66	\$575.16	\$499.89	\$868.03	\$1,111.64
67	\$604.36	\$516.65	\$906.46	\$1,146.46
68	\$622.49	\$532.15	\$933.66	\$1,180.85
69	\$641.17	\$548.12	\$961.67	\$1,216.27
70+	\$660.40	\$564.56	\$990.51	\$1,252.77
Medicare Prime	\$234.32	\$234.32	\$576.79	\$928.29