

# ConnectiCare® 2009 Rates *January – December 2009 Effective Dates*



Revised 12/08

## POS High Deductible Health Plan \$1,500 Individual/\$3,000 Family w/\$15-25-40 after Ded.

(POS-HSA-00-00-HDOI/HDUF)

All policyholders may be subject to a rate increase at their renewal date. Rates are calculated as of the Applicant's age as of the effective date.

### Area 1 (Hartford, New London, Tolland and Windham counties\*)

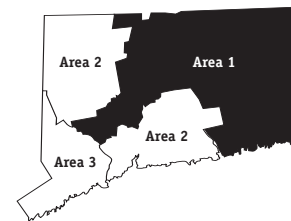
**Hartford County:** Avon, Berlin, Bloomfield, Bristol, Burlington, Canton, East Granby, East Hartford, East Windsor, Enfield, Farmington, Glastonbury, Granby, Hartford, Hartland, Manchester, Marlborough, New Britain, Newington, Plainville, Rocky Hill, Simsbury, Southington, South Windsor, Suffield, West Hartford, Wethersfield, Windsor, Windsor Locks

**New London County:** Bozrah, Colchester, East Lyme, Franklin, Griswold, Groton, Lebanon, Ledyard, Lisbon, Lyme, Montville, New London, North Stonington, Norwich, Old Lyme, Preston, Salem, Sprague, Stonington, Voluntown, Waterford

**Tolland County:** Andover, Bolton, Columbia, Coventry, Ellington, Hebron, Mansfield, Somers, Stafford, Tolland, Union, Vernon, Willington

**Windham County:** Ashford, Brooklyn, Canterbury, Chaplin, Eastford, Hampton, Killingly, Plainfield, Pomfret, Putnam, Scotland, Sterling, Thompson, Windham, Woodstock

\*Note: Area 1 also includes these towns from New Haven County: Beacon Falls, Cheshire, Middlebury, Naugatuck, Oxford, Prospect, South Britain, Southbury, Waterbury and Wolcott.



### 15-25-40 and \$3,000 Rx Benefit Max

Age	Individual Male	Individual Female	Individual +1 Dependent	Family
65	\$666.06	\$589.73	\$1,014.16	\$1,313.78
66	\$701.70	\$610.20	\$1,061.10	\$1,356.25
67	\$737.34	\$630.70	\$1,108.04	\$1,398.72
68	\$759.47	\$649.61	\$1,141.29	\$1,440.69
69	\$782.25	\$669.11	\$1,175.53	\$1,483.90
70+	\$805.71	\$689.19	\$1,210.79	\$1,528.41
Medicare				
Prime	\$285.32	\$285.32	\$702.34	\$1,130.32

# ConnectiCare® 2009 Rates *January – December 2009 Effective Dates*



Revised 12/08

## POS High Deductible Health Plan \$1,500 Individual/\$3,000 Family w/\$15-25-40 Rx after Ded.

(POS-HSA-00-00-HDOI/HDUF)

All policyholders may be subject to a rate increase at their renewal date.  
Rates are calculated as of the Applicant's age as of the effective date.

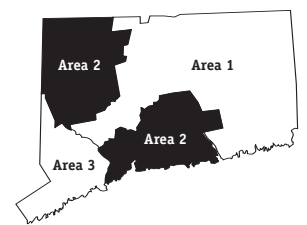
### Area 2 (Litchfield, Middlesex and New Haven counties\*)

Litchfield County: Barkhamsted, Bethlehem, Bridgewater, Canaan, Colebrook, Cornwall, Goshen, Harwinton, Kent, Litchfield, Morris, New Hartford, New Milford, Norfolk, North Canaan, Plymouth, Roxbury, Salisbury, Sharon, Thomaston, Torrington, Warren, Washington, Watertown, Winchester, Woodbury

Middlesex County: Chester, Clinton, Cromwell, Deep River, Durham, East Haddam, East Hampton, Essex, Haddam, Killingworth, Middlefield, Middletown, Old Saybrook, Portland, Westbrook

New Haven County: Ansonia, Bethany, Branford, Derby, East Haven, Guilford, Hamden, Madison, Meriden, Milford, New Haven, North Branford, North Haven, Orange, Seymour, Wallingford, West Haven, Woodbridge

\*Note: The following towns are included in Area 1: Beacon Falls, Cheshire, Middlebury, Naugatuck, Oxford, Prospect, South Britain, Southbury, Waterbury and Wolcott.



### 15-25-40 and \$3,000 Rx Benefit Max

Age	Individual Male	Individual Female	Individual +1 Dependent	Family
65	\$709.33	\$628.03	\$1,080.04	\$1,399.15
66	\$747.29	\$649.84	\$1,130.04	\$1,444.37
67	\$785.25	\$671.67	\$1,180.04	\$1,489.60
68	\$808.80	\$691.83	\$1,215.45	\$1,534.29
69	\$833.08	\$712.58	\$1,251.92	\$1,580.32
70+	\$858.07	\$733.96	\$1,289.46	\$1,627.72
Medicare Prime	\$303.87	\$303.87	\$747.97	\$1,203.77



Revised 12/08

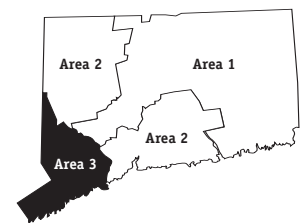
**POS High Deductible Health Plan \$1,500 Individual/\$3,000 Family  
w/\$15-25-40 Rx after Ded.**

(POS-HSA-00-00-HDOI/HDUF)

All policyholders may be subject to a rate increase at their renewal date.  
Rates are calculated as of the Applicant's age as of the effective date.

**Area 3 (Fairfield County)**

Fairfield County: Bethel, Bridgeport, Brookfield, Danbury, Darien, Easton, Fairfield, Greenwich, Monroe, New Canaan, New Fairfield, Newtown, Norwalk, Shelton, Sherman, Stamford, Stratford, Redding, Ridgefield, Trumbull, Weston, Westport, Wilton



**15-25-40 and \$3,000 Rx Benefit Max**

Age	Individual Male	Individual Female	Individual +1 Dependent	Family
65	\$771.39	\$682.98	\$1,174.53	\$1,521.56
66	\$812.67	\$706.70	\$1,228.91	\$1,570.74
67	\$853.95	\$730.44	\$1,283.28	\$1,619.93
68	\$879.57	\$752.35	\$1,321.79	\$1,668.53
69	\$905.96	\$774.92	\$1,361.44	\$1,718.58
70+	\$933.13	\$798.19	\$1,402.27	\$1,770.13
Medicare				
Prime	\$330.44	\$330.44	\$813.41	\$1,309.08

# ConnectiCare® 2009 Rates *January – December 2009 Effective Dates*



Revised 12/08

## POS High Deductible Health Plan \$3,000 Individual/\$6,000 Family w/\$15-25-40 Rx after Ded.

(POS-HSA-00-00-HDVI/HDWF)

All policyholders may be subject to a rate increase at their renewal date.  
Rates are calculated as of the Applicant's age as of the effective date.

### Area 1 (Hartford, New London, Tolland and Windham counties\*)

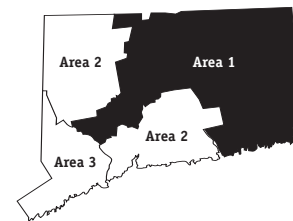
**Hartford County:** Avon, Berlin, Bloomfield, Bristol, Burlington, Canton, East Granby, East Hartford, East Windsor, Enfield, Farmington, Glastonbury, Granby, Hartford, Hartland, Manchester, Marlborough, New Britain, Newington, Plainville, Rocky Hill, Simsbury, Southington, South Windsor, Suffield, West Hartford, Wethersfield, Windsor, Windsor Locks

**New London County:** Bozrah, Colchester, East Lyme, Franklin, Griswold, Groton, Lebanon, Ledyard, Lisbon, Lyme, Montville, New London, North Stonington, Norwich, Old Lyme, Preston, Salem, Sprague, Stonington, Voluntown, Waterford

**Tolland County:** Andover, Bolton, Columbia, Coventry, Ellington, Hebron, Mansfield, Somers, Stafford, Tolland, Union, Vernon, Willington

**Windham County:** Ashford, Brooklyn, Canterbury, Chaplin, Eastford, Hampton, Killingly, Plainfield, Pomfret, Putnam, Scotland, Sterling, Thompson, Windham, Woodstock

\*Note: Area 1 also includes these towns from New Haven County: Beacon Falls, Cheshire, Middlebury, Naugatuck, Oxford, Prospect, South Britain, Southbury, Waterbury and Wolcott.



### 15-25-40 and \$3,000 Rx Benefit Max

Age	Individual Male	Individual Female	Individual +1 Dependent	Family
65	\$546.42	\$483.80	\$832.00	\$1,077.82
66	\$575.66	\$500.60	\$870.51	\$1,112.66
67	\$604.92	\$517.42	\$909.04	\$1,147.51
68	\$623.05	\$532.95	\$936.32	\$1,181.93
69	\$641.75	\$548.93	\$964.40	\$1,217.38
70+	\$661.00	\$565.40	\$993.32	\$1,253.90
Medicare				
Prime	\$234.08	\$234.08	\$576.19	\$927.31

# ConnectiCare® 2009 Rates *January – December 2009 Effective Dates*



Revised 12/08

## POS High Deductible Health Plan \$3,000 Individual/\$6,000 Family w/\$15-25-40 Rx after Ded.

(POS-HSA-00-00-HDVI/HDWF)

All policyholders may be subject to a rate increase at their renewal date.  
Rates are calculated as of the Applicant's age as of the effective date.

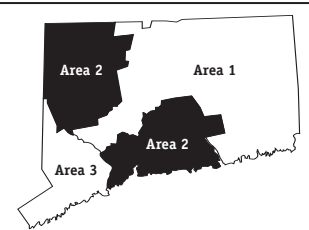
### Area 2 (Litchfield, Middlesex and New Haven counties\*)

Litchfield County: Barkhamsted, Bethlehem, Bridgewater, Canaan, Colebrook, Cornwall, Goshen, Harwinton, Kent, Litchfield, Morris, New Hartford, New Milford, Norfolk, North Canaan, Plymouth, Roxbury, Salisbury, Sharon, Thomaston, Torrington, Warren, Washington, Watertown, Winchester, Woodbury

Middlesex County: Chester, Clinton, Cromwell, Deep River, Durham, East Haddam, East Hampton, Essex, Haddam, Killingworth, Middlefield, Middletown, Old Saybrook, Portland, Westbrook

New Haven County: Ansonia, Bethany, Branford, Derby, East Haven, Guilford, Hamden, Madison, Meriden, Milford, New Haven, North Branford, North Haven, Orange, Seymour, Wallingford, West Haven, Woodbridge

\*Note: The following towns are included in Area 1: Beacon Falls, Cheshire, Middlebury, Naugatuck, Oxford, Prospect, South Britain, Southbury, Waterbury and Wolcott.



### 15-25-40 and \$3,000 Rx Benefit Max

Age	Individual Male	Individual Female	Individual +1 Dependent	Family
65	\$581.90	\$515.21	\$886.02	\$1,147.80
66	\$613.05	\$533.11	\$927.03	\$1,184.90
67	\$644.18	\$551.01	\$968.04	\$1,222.01
68	\$663.52	\$567.54	\$997.10	\$1,258.67
69	\$683.41	\$584.57	\$1,027.01	\$1,296.43
70+	\$703.91	\$602.12	\$1,057.80	\$1,335.31
Medicare Prime	\$249.27	\$249.27	\$613.60	\$987.52

# ConnectiCare® 2009 Rates *January – December 2009 Effective Dates*



Revised 12/08

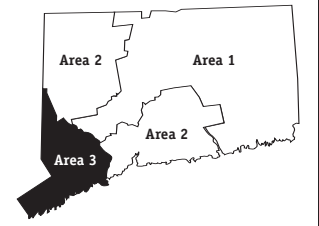
## POS High Deductible Health Plan \$3,000 Individual/\$6,000 Family w/\$15-25-40 Rx after Ded.

(POS-HSA-00-00-HDVI/HDWF)

All policyholders may be subject to a rate increase at their renewal date.  
Rates are calculated as of the Applicant's age as of the effective date.

### Area 3 (Fairfield County)

Fairfield County: Bethel, Bridgeport, Brookfield, Danbury, Darien, Easton, Fairfield, Greenwich, Monroe, New Canaan, New Fairfield, Newtown, Norwalk, Shelton, Sherman, Stamford, Stratford, Redding, Ridgefield, Trumbull, Weston, Westport, Wilton



### 15-25-40 and \$3,000 Rx Benefit Max

Age	Individual Male	Individual Female	Individual +1 Dependent	Family
65	\$632.79	\$560.27	\$963.51	\$1,248.17
66	\$666.67	\$579.74	\$1,008.11	\$1,288.53
67	\$700.53	\$599.21	\$1,052.71	\$1,328.88
68	\$721.54	\$617.18	\$1,084.31	\$1,368.74
69	\$743.19	\$635.69	\$1,116.83	\$1,409.81
70+	\$765.48	\$654.78	\$1,150.32	\$1,452.09
Medicare				
Prime	\$271.07	\$271.07	\$667.27	\$1,073.87

# ConnectiCare® 2009 Rates *January – December 2009 Effective Dates*



Revised 12/08

## POS High Deductible Health Plan \$5,000 Individual/\$10,000 Family w/No Member Cost after Ded.

(POS-HSA-00-00-HDXI/HDYF)

All policyholders may be subject to a rate increase at their renewal date.  
Rates are calculated as of the Applicant's age as of the effective date.

### Area 1 (Hartford, New London, Tolland and Windham counties\*)

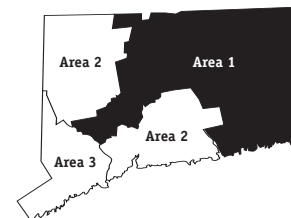
**Hartford County:** Avon, Berlin, Bloomfield, Bristol, Burlington, Canton, East Granby, East Hartford, East Windsor, Enfield, Farmington, Glastonbury, Granby, Hartford, Hartland, Manchester, Marlborough, New Britain, Newington, Plainville, Rocky Hill, Simsbury, Southington, South Windsor, Suffield, West Hartford, Wethersfield, Windsor, Windsor Locks

**New London County:** Bozrah, Colchester, East Lyme, Franklin, Griswold, Groton, Lebanon, Ledyard, Lisbon, Lyme, Montville, New London, North Stonington, Norwich, Old Lyme, Preston, Salem, Sprague, Stonington, Voluntown, Waterford

**Tolland County:** Andover, Bolton, Columbia, Coventry, Ellington, Hebron, Mansfield, Somers, Stafford, Tolland, Union, Vernon, Willington

**Windham County:** Ashford, Brooklyn, Canterbury, Chaplin, Eastford, Hampton, Killingly, Plainfield, Pomfret, Putnam, Scotland, Sterling, Thompson, Windham, Woodstock

\*Note: Area 1 also includes these towns from New Haven County: Beacon Falls, Cheshire, Middlebury, Naugatuck, Oxford, Prospect, South Britain, Southbury, Waterbury and Wolcott.



### 15-25-40 and \$3,000 Rx Benefit Max

Age	Individual Male	Individual Female	Individual +1 Dependent	Family
65	\$437.70	\$387.53	\$666.44	\$863.34
66	\$461.12	\$400.99	\$697.29	\$891.26
67	\$484.54	\$414.46	\$728.15	\$919.17
68	\$499.08	\$426.89	\$749.99	\$946.74
69	\$514.05	\$439.70	\$772.50	\$975.13
70+	\$529.47	\$452.91	\$795.66	\$1,004.39
Medicare				
Prime	\$187.50	\$187.50	\$461.54	\$742.78

# ConnectiCare® 2009 Rates *January – December 2009 Effective Dates*



Revised 12/08

## POS High Deductible Health Plan \$5,000 Individual/\$10,000 Family w/No Member Cost after Ded.

(POS-HSA-00-00-HDXI/HDYF)

All policyholders may be subject to a rate increase at their renewal date.  
Rates are calculated as of the Applicant's age as of the effective date.

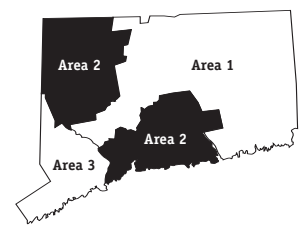
### Area 2 (Litchfield, Middlesex and New Haven counties\*)

Litchfield County: Barkhamsted, Bethlehem, Bridgewater, Canaan, Colebrook, Cornwall, Goshen, Harwinton, Kent, Litchfield, Morris, New Hartford, New Milford, Norfolk, North Canaan, Plymouth, Roxbury, Salisbury, Sharon, Thomaston, Torrington, Warren, Washington, Watertown, Winchester, Woodbury

Middlesex County: Chester, Clinton, Cromwell, Deep River, Durham, East Haddam, East Hampton, Essex, Haddam, Killingworth, Middlefield, Middletown, Old Saybrook, Portland, Westbrook

New Haven County: Ansonia, Bethany, Branford, Derby, East Haven, Guilford, Hamden, Madison, Meriden, Milford, New Haven, North Branford, North Haven, Orange, Seymour, Wallingford, West Haven, Woodbridge

\*Note: The following towns are included in Area 1: Beacon Falls, Cheshire, Middlebury, Naugatuck, Oxford, Prospect, South Britain, Southbury, Waterbury and Wolcott.



### 15-25-40 and \$3,000 Rx Benefit Max

Age	Individual Male	Individual Female	Individual +1 Dependent	Family
65	\$466.13	\$412.70	\$709.73	\$919.43
66	\$491.07	\$427.04	\$742.60	\$949.16
67	\$516.02	\$441.38	\$775.45	\$978.87
68	\$531.50	\$454.63	\$798.72	\$1,008.24
69	\$547.44	\$468.26	\$822.69	\$1,038.48
70+	\$563.86	\$482.32	\$847.35	\$1,069.64
Medicare Prime	\$199.68	\$199.68	\$491.51	\$791.03

# ConnectiCare® 2009 Rates *January – December 2009 Effective Dates*



Revised 12/08

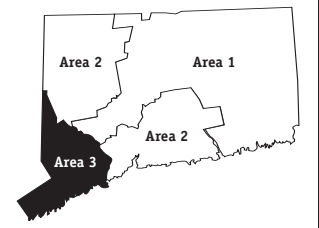
## POS High Deductible Health Plan \$5,000 Individual/\$10,000 Family w/No Member Cost after Ded.

(POS-HSA-00-00-HDXI/HDYF)

All policyholders may be subject to a rate increase at their renewal date.  
Rates are calculated as of the Applicant's age as of the effective date.

### Area 3 (Fairfield County)

Fairfield County: Bethel, Bridgeport, Brookfield, Danbury, Darien, Easton, Fairfield, Greenwich, Monroe, New Canaan, New Fairfield, Newtown, Norwalk, Shelton, Sherman, Stamford, Stratford, Redding, Ridgefield, Trumbull, Weston, Westport, Wilton



### 15-25-40 and \$3,000 Rx Benefit Max

Age	Individual Male	Individual Female	Individual +1 Dependent	Family
65	\$506.91	\$448.82	\$771.84	\$999.88
66	\$534.05	\$464.40	\$807.56	\$1,032.20
67	\$561.17	\$480.00	\$843.31	\$1,064.53
68	\$578.01	\$494.40	\$868.61	\$1,096.47
69	\$595.35	\$509.24	\$894.67	\$1,129.35
70+	\$613.21	\$524.52	\$921.50	\$1,163.24
Medicare Prime	\$217.15	\$217.15	\$534.53	\$860.26