



Revised 12/08

HMO 25/35 Hospital Copay \$500

(HMO-0A-25-35-AFOA)

All policyholders may be subject to a rate increase at their renewal date.
Rates are calculated as of the Applicant's age as of the effective date.

Area 1 (Hartford, New London, Tolland and Windham counties*)

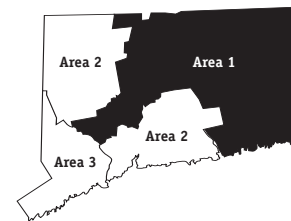
Hartford County: Avon, Berlin, Bloomfield, Bristol, Burlington, Canton, East Granby, East Hartford, East Windsor, Enfield, Farmington, Glastonbury, Granby, Hartford, Hartland, Manchester, Marlborough, New Britain, Newington, Plainville, Rocky Hill, Simsbury, Southington, South Windsor, Suffield, West Hartford, Wethersfield, Windsor, Windsor Locks

New London County: Bozrah, Colchester, East Lyme, Franklin, Griswold, Groton, Lebanon, Ledyard, Lisbon, Lyme, Montville, New London, North Stonington, Norwich, Old Lyme, Preston, Salem, Sprague, Stonington, Voluntown, Waterford

Tolland County: Andover, Bolton, Columbia, Coventry, Ellington, Hebron, Mansfield, Somers, Stafford, Tolland, Union, Vernon, Willington

Windham County: Ashford, Brooklyn, Canterbury, Chaplin, Eastford, Hampton, Killingly, Plainfield, Pomfret, Putnam, Scotland, Sterling, Thompson, Windham, Woodstock

*Note: Area 1 also includes these towns from New Haven County: Beacon Falls, Cheshire, Middlebury, Naugatuck, Oxford, Prospect, South Britain, Southbury, Waterbury and Wolcott.



10-20-35 and \$1,000 Rx Benefit Max

Age	Individual Male	Individual Female	Individual +1 Dependent	Family
65	\$1,090.89	\$965.36	\$1,883.69	\$2,151.57
66	\$1,149.24	\$998.84	\$1,970.94	\$2,221.12
67	\$1,207.59	\$1,032.32	\$2,058.19	\$2,290.71
68	\$1,243.82	\$1,063.30	\$2,119.92	\$2,359.44
69	\$1,281.12	\$1,095.17	\$2,183.52	\$2,430.21
70+	\$1,319.57	\$1,128.04	\$2,249.05	\$2,503.10
Medicare Prime	\$483.49	\$483.49	\$1,190.12	\$1,915.34

10-20-35 and \$2,000 Rx Benefit Max

Age	Individual Male	Individual Female	Individual +1 Dependent	Family
65	\$1,120.90	\$991.92	\$1,935.50	\$2,210.75
66	\$1,180.84	\$1,026.31	\$2,025.15	\$2,282.21
67	\$1,240.81	\$1,060.71	\$2,114.81	\$2,353.72
68	\$1,278.04	\$1,092.54	\$2,178.23	\$2,424.34
69	\$1,316.36	\$1,125.28	\$2,243.58	\$2,497.06
70+	\$1,355.87	\$1,159.06	\$2,310.92	\$2,571.95
Medicare Prime	\$496.78	\$496.78	\$1,222.85	\$1,968.02

10-20-35 and \$3,000 Rx Benefit Max

Age	Individual Male	Individual Female	Individual +1 Dependent	Family
65	\$1,135.62	\$1,004.95	\$1,960.94	\$2,239.80
66	\$1,196.36	\$1,039.80	\$2,051.76	\$2,312.19
67	\$1,257.11	\$1,074.65	\$2,142.59	\$2,384.64
68	\$1,294.82	\$1,106.89	\$2,206.85	\$2,456.18
69	\$1,333.65	\$1,140.07	\$2,273.06	\$2,529.86
70+	\$1,373.68	\$1,174.29	\$2,341.27	\$2,605.74
Medicare Prime	\$503.31	\$503.31	\$1,238.91	\$1,993.87

15-25-40 and \$1,000 Rx Benefit Max

Age	Individual Male	Individual Female	Individual +1 Dependent	Family
65	\$1,080.74	\$956.39	\$1,866.17	\$2,131.55
66	\$1,138.54	\$989.55	\$1,952.60	\$2,200.46
67	\$1,196.36	\$1,022.71	\$2,039.04	\$2,269.39
68	\$1,232.24	\$1,053.40	\$2,100.20	\$2,337.49
69	\$1,269.20	\$1,084.98	\$2,163.21	\$2,407.60
70+	\$1,307.30	\$1,117.54	\$2,228.13	\$2,479.82
Medicare Prime	\$478.99	\$478.99	\$1,179.04	\$1,897.52

15-25-40 and \$2,000 Rx Benefit Max

Age	Individual Male	Individual Female	Individual +1 Dependent	Family
65	\$1,105.76	\$978.52	\$1,909.37	\$2,180.90
66	\$1,164.91	\$1,012.46	\$1,997.80	\$2,251.40
67	\$1,224.05	\$1,046.39	\$2,086.25	\$2,321.93
68	\$1,260.77	\$1,077.79	\$2,148.82	\$2,391.60
69	\$1,298.59	\$1,110.10	\$2,213.29	\$2,463.34
70+	\$1,337.57	\$1,143.41	\$2,279.71	\$2,537.22
Medicare Prime	\$490.08	\$490.08	\$1,206.34	\$1,941.45

15-25-40 and \$3,000 Rx Benefit Max

Age	Individual Male	Individual Female	Individual +1 Dependent	Family
65	\$1,117.67	\$989.06	\$1,929.93	\$2,204.39
66	\$1,177.45	\$1,023.36	\$2,019.32	\$2,275.64
67	\$1,237.24	\$1,057.66	\$2,108.72	\$2,346.94
68	\$1,274.35	\$1,089.39	\$2,171.96	\$2,417.35
69	\$1,312.57	\$1,122.05	\$2,237.13	\$2,489.87
70+	\$1,351.97	\$1,155.73	\$2,304.26	\$2,564.55
Medicare Prime	\$495.36	\$495.36	\$1,219.33	\$1,962.36

ConnectiCare® 2009 Rates January – December 2009 Effective Dates



Revised 12/08

HMO 25/35 Hospital Copay \$500

(HMO-0A-25-35-AFOA)

All policyholders may be subject to a rate increase at their renewal date.
Rates are calculated as of the Applicant's age as of the effective date.

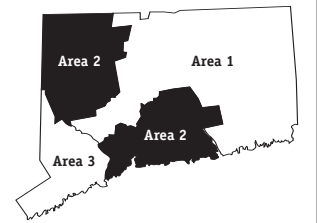
Area 2 (Litchfield, Middlesex and New Haven counties*)

Litchfield County: Barkhamsted, Bethlehem, Bridgewater, Canaan, Colebrook, Cornwall, Goshen, Harwinton, Kent, Litchfield, Morris, New Hartford, New Milford, Norfolk, North Canaan, Plymouth, Roxbury, Salisbury, Sharon, Thomaston, Torrington, Warren, Washington, Watertown, Winchester, Woodbury

Middlesex County: Chester, Clinton, Cromwell, Deep River, Durham, East Haddam, East Hampton, Essex, Haddam, Killingworth, Middlefield, Middletown, Old Saybrook, Portland, Westbrook

New Haven County: Ansonia, Bethany, Branford, Derby, East Haven, Guilford, Hamden, Madison, Meriden, Milford, New Haven, North Branford, North Haven, Orange, Seymour, Wallingford, West Haven, Woodbridge

*Note: The following towns are included in Area 1: Beacon Falls, Cheshire, Middlebury, Naugatuck, Oxford, Prospect, South Britain, Southbury, Waterbury and Wolcott.



10-20-35 and \$1,000 Rx Benefit Max

Age	Individual Male	Individual Female	Individual +1 Dependent	Family
65	\$1,161.75	\$1,028.07	\$2,006.06	\$2,291.35
66	\$1,223.90	\$1,063.73	\$2,098.97	\$2,365.40
67	\$1,286.04	\$1,099.38	\$2,191.90	\$2,439.51
68	\$1,324.62	\$1,132.37	\$2,257.64	\$2,512.70
69	\$1,364.35	\$1,166.31	\$2,325.36	\$2,588.08
70+	\$1,405.29	\$1,201.32	\$2,395.15	\$2,665.71
Medicare				
Prime	\$514.89	\$514.89	\$1,267.42	\$2,039.76

10-20-35 and \$2,000 Rx Benefit Max

Age	Individual Male	Individual Female	Individual +1 Dependent	Family
65	\$1,193.72	\$1,056.37	\$2,061.26	\$2,354.40
66	\$1,257.58	\$1,093.00	\$2,156.73	\$2,430.50
67	\$1,321.44	\$1,129.63	\$2,252.21	\$2,506.65
68	\$1,361.07	\$1,163.53	\$2,319.78	\$2,581.85
69	\$1,401.89	\$1,198.40	\$2,389.35	\$2,659.30
70+	\$1,443.97	\$1,234.38	\$2,461.07	\$2,739.06
Medicare				
Prime	\$529.06	\$529.06	\$1,302.30	\$2,095.90

10-20-35 and \$3,000 Rx Benefit Max

Age	Individual Male	Individual Female	Individual +1 Dependent	Family
65	\$1,209.41	\$1,070.26	\$2,088.36	\$2,385.35
66	\$1,274.11	\$1,107.36	\$2,185.09	\$2,462.45
67	\$1,338.80	\$1,144.48	\$2,281.82	\$2,539.60
68	\$1,378.96	\$1,178.83	\$2,350.27	\$2,615.80
69	\$1,420.33	\$1,214.16	\$2,420.76	\$2,694.26
70+	\$1,462.95	\$1,250.62	\$2,493.41	\$2,775.07
Medicare				
Prime	\$536.01	\$536.01	\$1,319.42	\$2,123.45

15-25-40 and \$1,000 Rx Benefit Max

Age	Individual Male	Individual Female	Individual +1 Dependent	Family
65	\$1,150.95	\$1,018.52	\$1,987.41	\$2,270.06
66	\$1,212.52	\$1,053.83	\$2,079.47	\$2,343.43
67	\$1,274.09	\$1,089.16	\$2,171.53	\$2,416.84
68	\$1,312.32	\$1,121.85	\$2,236.66	\$2,489.35
69	\$1,351.67	\$1,155.47	\$2,303.76	\$2,564.03
70+	\$1,392.23	\$1,190.17	\$2,372.90	\$2,640.94
Medicare				
Prime	\$510.11	\$510.11	\$1,255.64	\$2,020.80

15-25-40 and \$2,000 Rx Benefit Max

Age	Individual Male	Individual Female	Individual +1 Dependent	Family
65	\$1,177.59	\$1,042.10	\$2,033.40	\$2,322.59
66	\$1,240.58	\$1,078.22	\$2,127.58	\$2,397.66
67	\$1,303.57	\$1,114.36	\$2,221.78	\$2,472.77
68	\$1,342.68	\$1,147.81	\$2,288.43	\$2,546.96
69	\$1,382.95	\$1,182.21	\$2,357.07	\$2,623.36
70+	\$1,424.45	\$1,217.70	\$2,427.81	\$2,702.05
Medicare				
Prime	\$521.90	\$521.90	\$1,284.70	\$2,067.57

15-25-40 and \$3,000 Rx Benefit Max

Age	Individual Male	Individual Female	Individual +1 Dependent	Family
65	\$1,190.29	\$1,053.33	\$2,055.34	\$2,347.63
66	\$1,253.96	\$1,089.85	\$2,150.53	\$2,423.52
67	\$1,317.63	\$1,126.38	\$2,245.74	\$2,499.44
68	\$1,357.16	\$1,160.18	\$2,313.11	\$2,574.43
69	\$1,397.86	\$1,194.96	\$2,382.48	\$2,651.65
70+	\$1,439.82	\$1,230.84	\$2,453.99	\$2,731.20
Medicare				
Prime	\$527.53	\$527.53	\$1,298.55	\$2,089.87



Revised 12/08

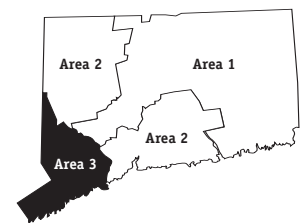
HMO 25/35 Hospital Copay \$500

(HMO-0A-25-35-AFOA)

All policyholders may be subject to a rate increase at their renewal date.
Rates are calculated as of the Applicant's age as of the effective date.

Area 3 (Fairfield County)

Fairfield County: Bethel, Bridgeport, Brookfield, Danbury, Darien, Easton, Fairfield, Greenwich, Monroe, New Canaan, New Fairfield, Newtown, Norwalk, Shelton, Sherman, Stamford, Stratford, Redding, Ridgefield, Trumbull, Weston, Westport, Wilton



10-20-35 and \$1,000 Rx Benefit Max

Age	Individual Male	Individual Female	Individual +1 Dependent	Family
65	\$1,263.39	\$1,118.03	\$2,181.56	\$2,491.81
66	\$1,330.96	\$1,156.78	\$2,282.60	\$2,572.35
67	\$1,398.55	\$1,195.55	\$2,383.64	\$2,652.93
68	\$1,440.50	\$1,231.43	\$2,455.15	\$2,732.53
69	\$1,483.70	\$1,268.34	\$2,528.79	\$2,814.49
70+	\$1,528.23	\$1,306.41	\$2,604.69	\$2,898.92
Medicare Prime	\$559.93	\$559.93	\$1,378.30	\$2,218.21

10-20-35 and \$2,000 Rx Benefit Max

Age	Individual Male	Individual Female	Individual +1 Dependent	Family
65	\$1,298.18	\$1,148.80	\$2,241.63	\$2,560.42
66	\$1,367.61	\$1,188.64	\$2,345.45	\$2,643.18
67	\$1,437.06	\$1,228.47	\$2,449.28	\$2,725.98
68	\$1,480.17	\$1,265.33	\$2,522.75	\$2,807.78
69	\$1,524.56	\$1,303.27	\$2,598.43	\$2,891.99
70+	\$1,570.32	\$1,342.39	\$2,676.42	\$2,978.75
Medicare Prime	\$575.35	\$575.35	\$1,416.25	\$2,279.29

10-20-35 and \$3,000 Rx Benefit Max

Age	Individual Male	Individual Female	Individual +1 Dependent	Family
65	\$1,315.25	\$1,163.92	\$2,271.10	\$2,594.09
66	\$1,385.60	\$1,204.27	\$2,376.30	\$2,677.93
67	\$1,455.96	\$1,244.63	\$2,481.49	\$2,761.83
68	\$1,499.63	\$1,281.97	\$2,555.92	\$2,844.69
69	\$1,544.61	\$1,320.41	\$2,632.60	\$2,930.03
70+	\$1,590.97	\$1,360.04	\$2,711.61	\$3,017.91
Medicare Prime	\$582.91	\$582.91	\$1,434.88	\$2,309.26

15-25-40 and \$1,000 Rx Benefit Max

Age	Individual Male	Individual Female	Individual +1 Dependent	Family
65	\$1,251.65	\$1,107.64	\$2,161.29	\$2,468.66
66	\$1,318.61	\$1,146.05	\$2,261.39	\$2,548.46
67	\$1,385.57	\$1,184.45	\$2,361.51	\$2,628.30
68	\$1,427.12	\$1,219.99	\$2,432.35	\$2,707.16
69	\$1,469.92	\$1,256.56	\$2,505.31	\$2,788.36
70+	\$1,514.05	\$1,294.28	\$2,580.51	\$2,872.00
Medicare Prime	\$554.73	\$554.73	\$1,365.51	\$2,197.61

15-25-40 and \$2,000 Rx Benefit Max

Age	Individual Male	Individual Female	Individual +1 Dependent	Family
65	\$1,280.64	\$1,133.28	\$2,211.34	\$2,525.82
66	\$1,349.14	\$1,172.58	\$2,313.76	\$2,607.46
67	\$1,417.65	\$1,211.88	\$2,416.18	\$2,689.15
68	\$1,460.17	\$1,248.23	\$2,488.66	\$2,769.83
69	\$1,503.96	\$1,285.66	\$2,563.32	\$2,852.92
70+	\$1,549.10	\$1,324.25	\$2,640.25	\$2,938.49
Medicare Prime	\$567.57	\$567.57	\$1,397.12	\$2,248.49

15-25-40 and \$3,000 Rx Benefit Max

Age	Individual Male	Individual Female	Individual +1 Dependent	Family
65	\$1,294.45	\$1,145.51	\$2,235.20	\$2,553.07
66	\$1,363.69	\$1,185.23	\$2,338.72	\$2,635.59
67	\$1,432.94	\$1,224.95	\$2,442.25	\$2,718.16
68	\$1,475.92	\$1,261.70	\$2,515.51	\$2,799.72
69	\$1,520.18	\$1,299.52	\$2,590.97	\$2,883.69
70+	\$1,565.81	\$1,338.53	\$2,668.73	\$2,970.20
Medicare Prime	\$573.70	\$573.70	\$1,412.19	\$2,272.74



Revised 12/08

HMO 30/45 Hospital Copay \$500 w/Radiology Copay

(HMO-OA-30-45-AJEA)

All policyholders may be subject to a rate increase at their renewal date.
Rates are calculated as of the Applicant's age as of the effective date.

Area 1 (Hartford, New London, Tolland and Windham counties*)

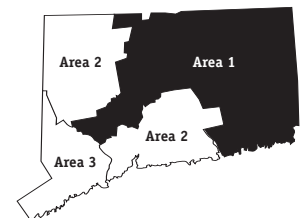
Hartford County: Avon, Berlin, Bloomfield, Bristol, Burlington, Canton, East Granby, East Hartford, East Windsor, Enfield, Farmington, Glastonbury, Granby, Hartford, Hartland, Manchester, Marlborough, New Britain, Newington, Plainville, Rocky Hill, Simsbury, Southington, South Windsor, Suffield, West Hartford, Wethersfield, Windsor, Windsor Locks

New London County: Bozrah, Colchester, East Lyme, Franklin, Griswold, Groton, Lebanon, Ledyard, Lisbon, Lyme, Montville, New London, North Stonington, Norwich, Old Lyme, Preston, Salem, Sprague, Stonington, Voluntown, Waterford

Tolland County: Andover, Bolton, Columbia, Coventry, Ellington, Hebron, Mansfield, Somers, Stafford, Tolland, Union, Vernon, Willington

Windham County: Ashford, Brooklyn, Canterbury, Chaplin, Eastford, Hampton, Killingly, Plainfield, Pomfret, Putnam, Scotland, Sterling, Thompson, Windham, Woodstock

*Note: Area 1 also includes these towns from New Haven County: Beacon Falls, Cheshire, Middlebury, Naugatuck, Oxford, Prospect, South Britain, Southbury, Waterbury and Wolcott.



20-50%-50% and \$3,000 Rx Benefit Max

Age	Individual Male	Individual Female	Individual +1 Dependent	Family
65	\$1,016.15	\$899.23	\$1,754.64	\$2,004.16
66	\$1,070.49	\$930.40	\$1,835.91	\$2,068.95
67	\$1,124.86	\$961.59	\$1,917.18	\$2,133.77
68	\$1,158.60	\$990.44	\$1,974.69	\$2,197.79
69	\$1,193.34	\$1,020.13	\$2,033.93	\$2,263.71
70+	\$1,229.16	\$1,050.76	\$2,094.96	\$2,331.61
Medicare				
Prime	\$450.36	\$450.36	\$1,108.58	\$1,784.11



Revised 12/08

HMO 30/45 Hospital Copay \$500 w/Radiology Copay

(HMO-0A-30-45-AJEA)

All policyholders may be subject to a rate increase at their renewal date.
Rates are calculated as of the Applicant's age as of the effective date.

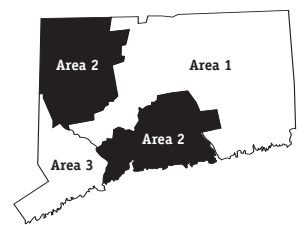
Area 2 (Litchfield, Middlesex and New Haven counties*)

Litchfield County: Barkhamsted, Bethlehem, Bridgewater, Canaan, Colebrook, Cornwall, Goshen, Harwinton, Kent, Litchfield, Morris, New Hartford, New Milford, Norfolk, North Canaan, Plymouth, Roxbury, Salisbury, Sharon, Thomaston, Torrington, Warren, Washington, Watertown, Winchester, Woodbury

Middlesex County: Chester, Clinton, Cromwell, Deep River, Durham, East Haddam, East Hampton, Essex, Haddam, Killingworth, Middlefield, Middletown, Old Saybrook, Portland, Westbrook

New Haven County: Ansonia, Bethany, Branford, Derby, East Haven, Guilford, Hamden, Madison, Meriden, Milford, New Haven, North Branford, North Haven, Orange, Seymour, Wallingford, West Haven, Woodbridge

*Note: The following towns are included in Area 1: Beacon Falls, Cheshire, Middlebury, Naugatuck, Oxford, Prospect, South Britain, Southbury, Waterbury and Wolcott.



20-50%-50% and \$3,000 Rx Benefit Max

Age	Individual Male	Individual Female	Individual +1 Dependent	Family
65	\$1,082.14	\$957.63	\$1,868.60	\$2,134.33
66	\$1,140.03	\$990.84	\$1,955.15	\$2,203.32
67	\$1,197.91	\$1,024.04	\$2,041.70	\$2,272.35
68	\$1,233.84	\$1,054.77	\$2,102.94	\$2,340.52
69	\$1,270.85	\$1,086.39	\$2,166.03	\$2,410.74
70+	\$1,309.01	\$1,119.00	\$2,231.03	\$2,483.04
Medicare				
Prime	\$479.61	\$479.61	\$1,180.58	\$1,899.99



Revised 12/08

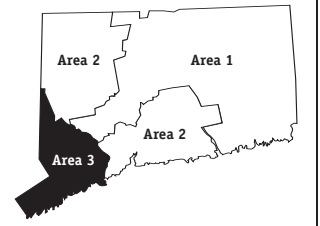
HMO 30/45 Hospital Copay \$500 w/Radiology Copay

(HMO-OA-30-45-AJEA)

All policyholders may be subject to a rate increase at their renewal date.
Rates are calculated as of the Applicant's age as of the effective date.

Area 3 (Fairfield County)

Fairfield County: Bethel, Bridgeport, Brookfield, Danbury, Darien, Easton, Fairfield, Greenwich, Monroe, New Canaan, New Fairfield, Newtown, Norwalk, Shelton, Sherman, Stamford, Stratford, Redding, Ridgefield, Trumbull, Weston, Westport, Wilton



20-50%-50% and \$3,000 Rx Benefit Max

Age	Individual Male	Individual Female	Individual +1 Dependent	Family
65	\$1,176.82	\$1,041.42	\$2,032.09	\$2,321.08
66	\$1,239.78	\$1,077.53	\$2,126.21	\$2,396.11
67	\$1,302.74	\$1,113.64	\$2,220.34	\$2,471.18
68	\$1,341.80	\$1,147.06	\$2,286.93	\$2,545.32
69	\$1,382.05	\$1,181.45	\$2,355.55	\$2,621.67
70+	\$1,423.53	\$1,216.91	\$2,426.24	\$2,700.31
Medicare				
Prime	\$521.58	\$521.58	\$1,283.88	\$2,066.23



Revised 5/09

HMO Hospital Deductible \$2,000 Individual/\$4,000 Family

(HMO-OA-25-35-DFPA)

All policyholders may be subject to a rate increase at their renewal date.
Rates are calculated as of the Applicant's age as of the effective date.

Area 1 (Hartford, New London, Tolland and Windham counties*)

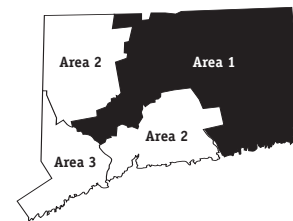
Hartford County: Avon, Berlin, Bloomfield, Bristol, Burlington, Canton, East Granby, East Hartford, East Windsor, Enfield, Farmington, Glastonbury, Granby, Hartford, Hartland, Manchester, Marlborough, New Britain, Newington, Plainville, Rocky Hill, Simsbury, Southington, South Windsor, Suffield, West Hartford, Wethersfield, Windsor, Windsor Locks

New London County: Bozrah, Colchester, East Lyme, Franklin, Griswold, Groton, Lebanon, Ledyard, Lisbon, Lyme, Montville, New London, North Stonington, Norwich, Old Lyme, Preston, Salem, Sprague, Stonington, Voluntown, Waterford

Tolland County: Andover, Bolton, Columbia, Coventry, Ellington, Hebron, Mansfield, Somers, Stafford, Tolland, Union, Vernon, Willington

Windham County: Ashford, Brooklyn, Canterbury, Chaplin, Eastford, Hampton, Killingly, Plainfield, Pomfret, Putnam, Scotland, Sterling, Thompson, Windham, Woodstock

*Note: Area 1 also includes these towns from New Haven County: Beacon Falls, Cheshire, Middlebury, Naugatuck, Oxford, Prospect, South Britain, Southbury, Waterbury and Wolcott.



10-20-35 and \$1,000 Rx Benefit Max

Age	Individual Male	Individual Female	Individual +1 Dependent	Family
65	\$1,027.38	\$909.17	\$1,774.04	\$2,026.33
66	\$1,082.34	\$940.69	\$1,856.20	\$2,091.83
67	\$1,137.29	\$972.21	\$1,938.37	\$2,157.35
68	\$1,171.41	\$1,001.39	\$1,996.51	\$2,222.09
69	\$1,206.54	\$1,031.41	\$2,056.41	\$2,288.73
70+	\$1,242.76	\$1,062.38	\$2,118.13	\$2,357.39
Medicare Prime	\$455.34	\$455.34	\$1,120.83	\$1,803.84

10-20-35 and \$2,000 Rx Benefit Max

Age	Individual Male	Individual Female	Individual +1 Dependent	Family
65	\$1,057.38	\$935.73	\$1,825.84	\$2,085.51
66	\$1,113.94	\$968.16	\$1,910.41	\$2,152.92
67	\$1,170.51	\$1,000.61	\$1,994.99	\$2,220.37
68	\$1,205.63	\$1,030.64	\$2,054.82	\$2,286.98
69	\$1,241.78	\$1,061.53	\$2,116.47	\$2,355.58
70+	\$1,279.05	\$1,093.40	\$2,180.00	\$2,426.24
Medicare Prime	\$468.63	\$468.63	\$1,153.57	\$1,856.52

10-20-35 and \$3,000 Rx Benefit Max

Age	Individual Male	Individual Female	Individual +1 Dependent	Family
65	\$1,072.11	\$948.75	\$1,851.28	\$2,114.55
66	\$1,129.46	\$981.65	\$1,937.02	\$2,182.90
67	\$1,186.81	\$1,014.54	\$2,022.77	\$2,251.29
68	\$1,222.41	\$1,044.99	\$2,083.44	\$2,318.83
69	\$1,259.07	\$1,076.32	\$2,145.94	\$2,388.39
70+	\$1,296.87	\$1,108.63	\$2,210.35	\$2,460.03
Medicare Prime	\$475.16	\$475.16	\$1,169.63	\$1,882.37

15-25-40 and \$1,000 Rx Benefit Max

Age	Individual Male	Individual Female	Individual +1 Dependent	Family
65	\$1,017.23	\$900.19	\$1,756.51	\$2,006.31
66	\$1,071.64	\$931.40	\$1,837.86	\$2,071.17
67	\$1,126.06	\$962.61	\$1,919.23	\$2,136.04
68	\$1,159.84	\$991.50	\$1,976.79	\$2,200.13
69	\$1,194.63	\$1,021.22	\$2,036.09	\$2,266.13
70+	\$1,230.48	\$1,051.88	\$2,097.21	\$2,334.11
Medicare Prime	\$450.84	\$450.84	\$1,109.76	\$1,786.02

15-25-40 and \$2,000 Rx Benefit Max

Age	Individual Male	Individual Female	Individual +1 Dependent	Family
65	\$1,042.25	\$922.33	\$1,799.71	\$2,055.65
66	\$1,098.01	\$954.31	\$1,883.06	\$2,122.11
67	\$1,153.75	\$986.29	\$1,966.43	\$2,188.58
68	\$1,188.37	\$1,015.89	\$2,025.41	\$2,254.25
69	\$1,224.01	\$1,046.34	\$2,086.18	\$2,321.86
70+	\$1,260.75	\$1,077.75	\$2,148.79	\$2,391.51
Medicare Prime	\$461.92	\$461.92	\$1,137.06	\$1,829.94

15-25-40 and \$3,000 Rx Benefit Max

Age	Individual Male	Individual Female	Individual +1 Dependent	Family
65	\$1,054.16	\$932.87	\$1,820.27	\$2,079.15
66	\$1,110.54	\$965.21	\$1,904.58	\$2,146.35
67	\$1,166.94	\$997.56	\$1,988.91	\$2,213.59
68	\$1,201.94	\$1,027.49	\$2,048.55	\$2,280.00
69	\$1,237.99	\$1,058.29	\$2,110.02	\$2,348.40
70+	\$1,275.16	\$1,090.07	\$2,173.34	\$2,418.84
Medicare Prime	\$467.21	\$467.21	\$1,150.05	\$1,850.86



Revised 5/09

HMO Hospital Deductible \$2,000 Individual/\$4,000 Family

(HMO-OA-25-35-DFPA)

All policyholders may be subject to a rate increase at their renewal date.
Rates are calculated as of the Applicant's age as of the effective date.

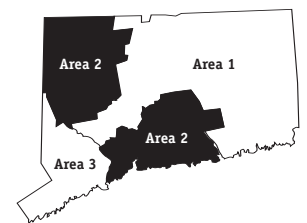
Area 2 (Litchfield, Middlesex and New Haven counties*)

Litchfield County: Barkhamsted, Bethlehem, Bridgewater, Canaan, Colebrook, Cornwall, Goshen, Harwinton, Kent, Litchfield, Morris, New Hartford, New Milford, Norfolk, North Canaan, Plymouth, Roxbury, Salisbury, Sharon, Thomaston, Torrington, Warren, Washington, Watertown, Winchester, Woodbury

Middlesex County: Chester, Clinton, Cromwell, Deep River, Durham, East Haddam, East Hampton, Essex, Haddam, Killingworth, Middlefield, Middletown, Old Saybrook, Portland, Westbrook

New Haven County: Ansonia, Bethany, Branford, Derby, East Haven, Guilford, Hamden, Madison, Meriden, Milford, New Haven, North Branford, North Haven, Orange, Seymour, Wallingford, West Haven, Woodbridge

*Note: The following towns are included in Area 1: Beacon Falls, Cheshire, Middlebury, Naugatuck, Oxford, Prospect, South Britain, Southbury, Waterbury and Wolcott.



10-20-35 and \$1,000 Rx Benefit Max

Age	Individual Male	Individual Female	Individual +1 Dependent	Family
65	\$1,094.12	\$968.21	\$1,889.26	\$2,157.93
66	\$1,152.64	\$1,001.80	\$1,976.77	\$2,227.68
67	\$1,211.16	\$1,035.37	\$2,064.27	\$2,297.49
68	\$1,247.50	\$1,066.43	\$2,126.19	\$2,366.41
69	\$1,284.91	\$1,098.41	\$2,189.98	\$2,437.40
70+	\$1,323.48	\$1,131.38	\$2,255.69	\$2,510.51
Medicare Prime	\$484.92	\$484.92	\$1,193.63	\$1,921.00

10-20-35 and \$2,000 Rx Benefit Max

Age	Individual Male	Individual Female	Individual +1 Dependent	Family
65	\$1,126.09	\$996.51	\$1,944.47	\$2,220.99
66	\$1,186.32	\$1,031.07	\$2,034.53	\$2,292.78
67	\$1,246.55	\$1,065.62	\$2,124.59	\$2,364.62
68	\$1,283.95	\$1,097.60	\$2,188.33	\$2,435.56
69	\$1,322.45	\$1,130.50	\$2,253.97	\$2,508.62
70+	\$1,362.16	\$1,164.44	\$2,321.62	\$2,583.87
Medicare Prime	\$499.08	\$499.08	\$1,228.51	\$1,977.14

10-20-35 and \$3,000 Rx Benefit Max

Age	Individual Male	Individual Female	Individual +1 Dependent	Family
65	\$1,141.78	\$1,010.40	\$1,971.56	\$2,251.94
66	\$1,202.85	\$1,045.44	\$2,062.89	\$2,324.73
67	\$1,263.92	\$1,080.47	\$2,154.20	\$2,397.58
68	\$1,301.84	\$1,112.90	\$2,218.82	\$2,469.51
69	\$1,340.89	\$1,146.26	\$2,285.38	\$2,543.58
70+	\$1,381.14	\$1,180.67	\$2,353.96	\$2,619.88
Medicare Prime	\$506.04	\$506.04	\$1,245.63	\$2,004.69

15-25-40 and \$1,000 Rx Benefit Max

Age	Individual Male	Individual Female	Individual +1 Dependent	Family
65	\$1,083.32	\$958.67	\$1,870.62	\$2,136.64
66	\$1,141.26	\$991.91	\$1,957.27	\$2,205.71
67	\$1,199.21	\$1,025.15	\$2,043.91	\$2,274.82
68	\$1,235.20	\$1,055.92	\$2,105.21	\$2,343.06
69	\$1,272.23	\$1,087.57	\$2,168.38	\$2,413.35
70+	\$1,310.42	\$1,120.22	\$2,233.45	\$2,485.74
Medicare Prime	\$480.13	\$480.13	\$1,181.85	\$1,902.05

15-25-40 and \$2,000 Rx Benefit Max

Age	Individual Male	Individual Female	Individual +1 Dependent	Family
65	\$1,109.95	\$982.24	\$1,916.61	\$2,189.17
66	\$1,169.32	\$1,016.30	\$2,005.38	\$2,259.94
67	\$1,228.69	\$1,050.35	\$2,094.16	\$2,330.75
68	\$1,265.56	\$1,081.87	\$2,156.98	\$2,400.67
69	\$1,303.51	\$1,114.31	\$2,221.69	\$2,472.68
70+	\$1,342.64	\$1,147.76	\$2,288.36	\$2,546.85
Medicare Prime	\$491.93	\$491.93	\$1,210.91	\$1,948.81

15-25-40 and \$3,000 Rx Benefit Max

Age	Individual Male	Individual Female	Individual +1 Dependent	Family
65	\$1,122.66	\$993.48	\$1,938.54	\$2,214.22
66	\$1,182.71	\$1,027.93	\$2,028.34	\$2,285.80
67	\$1,242.75	\$1,062.37	\$2,118.12	\$2,357.41
68	\$1,280.04	\$1,094.25	\$2,181.66	\$2,428.14
69	\$1,318.42	\$1,127.06	\$2,247.10	\$2,500.98
70+	\$1,358.00	\$1,160.90	\$2,314.54	\$2,576.00
Medicare Prime	\$497.56	\$497.56	\$1,224.76	\$1,971.11



Revised 5/09

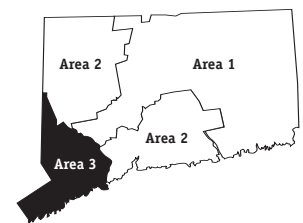
HMO Hospital Deductible \$2,000 Individual/\$4,000 Family

(HMO-OA-25-35-DFPA)

All policyholders may be subject to a rate increase at their renewal date.
Rates are calculated as of the Applicant's age as of the effective date.

Area 3 (Fairfield County)

Fairfield County: Bethel, Bridgeport, Brookfield, Danbury, Darien, Easton, Fairfield, Greenwich, Monroe, New Canaan, New Fairfield, Newtown, Norwalk, Shelton, Sherman, Stamford, Stratford, Redding, Ridgefield, Trumbull, Weston, Westport, Wilton



10-20-35 and \$1,000 Rx Benefit Max

Age	Individual Male	Individual Female	Individual +1 Dependent	Family
65	\$1,189.82	\$1,052.93	\$2,054.52	\$2,346.71
66	\$1,253.47	\$1,089.42	\$2,149.69	\$2,422.56
67	\$1,317.12	\$1,125.93	\$2,244.84	\$2,498.45
68	\$1,356.62	\$1,159.73	\$2,312.19	\$2,573.41
69	\$1,397.31	\$1,194.48	\$2,381.55	\$2,650.62
70+	\$1,439.25	\$1,230.34	\$2,453.03	\$2,730.12
Medicare Prime	\$527.33	\$527.33	\$1,298.05	\$2,089.05

10-20-35 and \$2,000 Rx Benefit Max

Age	Individual Male	Individual Female	Individual +1 Dependent	Family
65	\$1,224.61	\$1,083.70	\$2,114.60	\$2,415.32
66	\$1,290.12	\$1,121.28	\$2,212.54	\$2,493.39
67	\$1,355.62	\$1,158.85	\$2,310.48	\$2,571.51
68	\$1,396.30	\$1,193.63	\$2,379.80	\$2,648.66
69	\$1,438.17	\$1,229.41	\$2,451.19	\$2,728.11
70+	\$1,481.33	\$1,266.32	\$2,524.75	\$2,809.94
Medicare Prime	\$542.75	\$542.75	\$1,336.00	\$2,150.13

10-20-35 and \$3,000 Rx Benefit Max

Age	Individual Male	Individual Female	Individual +1 Dependent	Family
65	\$1,241.68	\$1,098.82	\$2,144.07	\$2,448.99
66	\$1,308.10	\$1,136.92	\$2,243.39	\$2,528.15
67	\$1,374.52	\$1,175.01	\$2,342.69	\$2,607.36
68	\$1,415.76	\$1,210.27	\$2,412.97	\$2,685.58
69	\$1,458.22	\$1,246.55	\$2,485.35	\$2,766.15
70+	\$1,501.98	\$1,283.97	\$2,559.95	\$2,849.11
Medicare Prime	\$550.31	\$550.31	\$1,354.63	\$2,180.10

15-25-40 and \$1,000 Rx Benefit Max

Age	Individual Male	Individual Female	Individual +1 Dependent	Family
65	\$1,178.09	\$1,042.54	\$2,034.26	\$2,323.56
66	\$1,241.11	\$1,078.69	\$2,128.49	\$2,398.68
67	\$1,304.13	\$1,114.83	\$2,222.71	\$2,473.82
68	\$1,343.25	\$1,148.29	\$2,289.39	\$2,548.04
69	\$1,383.53	\$1,182.71	\$2,358.07	\$2,624.48
70+	\$1,425.06	\$1,218.21	\$2,428.84	\$2,703.20
Medicare Prime	\$522.13	\$522.13	\$1,285.25	\$2,068.45

15-25-40 and \$2,000 Rx Benefit Max

Age	Individual Male	Individual Female	Individual +1 Dependent	Family
65	\$1,207.07	\$1,068.18	\$2,084.31	\$2,380.72
66	\$1,271.64	\$1,105.22	\$2,180.85	\$2,457.68
67	\$1,336.21	\$1,142.26	\$2,277.38	\$2,534.68
68	\$1,376.30	\$1,176.53	\$2,345.71	\$2,610.72
69	\$1,417.57	\$1,211.81	\$2,416.07	\$2,689.04
70+	\$1,460.11	\$1,248.18	\$2,488.59	\$2,769.69
Medicare Prime	\$534.97	\$534.97	\$1,316.87	\$2,119.33

15-25-40 and \$3,000 Rx Benefit Max

Age	Individual Male	Individual Female	Individual +1 Dependent	Family
65	\$1,220.89	\$1,080.41	\$2,108.16	\$2,407.97
66	\$1,286.20	\$1,117.87	\$2,205.81	\$2,485.81
67	\$1,351.50	\$1,155.33	\$2,303.45	\$2,563.68
68	\$1,392.04	\$1,190.00	\$2,372.56	\$2,640.60
69	\$1,433.79	\$1,225.67	\$2,443.73	\$2,719.82
70+	\$1,476.82	\$1,262.46	\$2,517.07	\$2,801.39
Medicare Prime	\$541.10	\$541.10	\$1,331.94	\$2,143.58



Revised 5/09

HMO Upfront Deductible \$1,500 Individual/\$3,000 Family

(HMO-OA-25-35-UFNA)

All policyholders may be subject to a rate increase at their renewal date.
Rates are calculated as of the Applicant's age as of the effective date.

Area 1 (Hartford, New London, Tolland and Windham counties*)

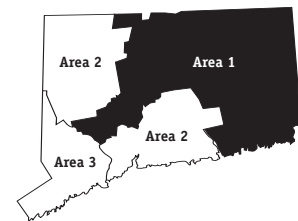
Hartford County: Avon, Berlin, Bloomfield, Bristol, Burlington, Canton, East Granby, East Hartford, East Windsor, Enfield, Farmington, Glastonbury, Granby, Hartford, Hartland, Manchester, Marlborough, New Britain, Newington, Plainville, Rocky Hill, Simsbury, Southington, South Windsor, Suffield, West Hartford, Wethersfield, Windsor, Windsor Locks

New London County: Bozrah, Colchester, East Lyme, Franklin, Griswold, Groton, Lebanon, Ledyard, Lisbon, Lyme, Montville, New London, North Stonington, Norwich, Old Lyme, Preston, Salem, Sprague, Stonington, Voluntown, Waterford

Tolland County: Andover, Bolton, Columbia, Coventry, Ellington, Hebron, Mansfield, Somers, Stafford, Tolland, Union, Vernon, Willington

Windham County: Ashford, Brooklyn, Canterbury, Chaplin, Eastford, Hampton, Killingly, Plainfield, Pomfret, Putnam, Scotland, Sterling, Thompson, Windham, Woodstock

*Note: Area 1 also includes these towns from New Haven County: Beacon Falls, Cheshire, Middlebury, Naugatuck, Oxford, Prospect, South Britain, Southbury, Waterbury and Wolcott.



10-20-35 and \$1,000 Rx Benefit Max

Age	Individual Male	Individual Female	Individual +1 Dependent	Family
65	\$797.36	\$705.62	\$1,376.84	\$1,572.65
66	\$840.02	\$730.08	\$1,440.62	\$1,623.48
67	\$882.67	\$754.54	\$1,504.39	\$1,674.34
68	\$909.14	\$777.19	\$1,549.52	\$1,724.58
69	\$936.41	\$800.49	\$1,596.00	\$1,776.31
70+	\$964.51	\$824.52	\$1,643.90	\$1,829.60
Medicare Prime	\$353.39	\$353.39	\$869.89	\$1,399.98

10-20-35 and \$2,000 Rx Benefit Max

Age	Individual Male	Individual Female	Individual +1 Dependent	Family
65	\$827.37	\$732.17	\$1,428.65	\$1,631.83
66	\$871.62	\$757.55	\$1,494.83	\$1,684.57
67	\$915.89	\$782.94	\$1,561.01	\$1,737.35
68	\$943.36	\$806.43	\$1,607.83	\$1,789.48
69	\$971.64	\$830.61	\$1,656.06	\$1,843.16
70+	\$1,000.80	\$855.54	\$1,705.77	\$1,898.44
Medicare Prime	\$366.69	\$366.69	\$902.63	\$1,452.66

10-20-35 and \$3,000 Rx Benefit Max

Age	Individual Male	Individual Female	Individual +1 Dependent	Family
65	\$842.10	\$745.20	\$1,454.09	\$1,660.88
66	\$887.13	\$771.03	\$1,521.44	\$1,714.55
67	\$932.18	\$796.88	\$1,588.78	\$1,768.27
68	\$960.14	\$820.78	\$1,636.45	\$1,821.32
69	\$988.94	\$845.39	\$1,685.54	\$1,875.96
70+	\$1,018.62	\$870.77	\$1,736.12	\$1,932.23
Medicare Prime	\$373.21	\$373.21	\$918.69	\$1,478.51

15-25-40 and \$1,000 Rx Benefit Max

Age	Individual Male	Individual Female	Individual +1 Dependent	Family
65	\$787.22	\$696.64	\$1,359.32	\$1,552.63
66	\$829.32	\$720.78	\$1,422.28	\$1,602.82
67	\$871.43	\$744.94	\$1,485.24	\$1,653.03
68	\$897.57	\$767.30	\$1,529.80	\$1,702.63
69	\$924.49	\$790.30	\$1,575.68	\$1,753.70
70+	\$952.23	\$814.02	\$1,622.98	\$1,806.31
Medicare Prime	\$348.90	\$348.90	\$858.82	\$1,382.16

15-25-40 and \$2,000 Rx Benefit Max

Age	Individual Male	Individual Female	Individual +1 Dependent	Family
65	\$812.23	\$718.78	\$1,402.52	\$1,601.97
66	\$855.68	\$743.69	\$1,467.48	\$1,653.76
67	\$899.12	\$768.62	\$1,532.45	\$1,705.57
68	\$926.10	\$791.68	\$1,578.42	\$1,756.74
69	\$953.87	\$815.42	\$1,625.77	\$1,809.44
70+	\$982.50	\$839.89	\$1,674.56	\$1,863.72
Medicare Prime	\$359.98	\$359.98	\$886.12	\$1,426.09

15-25-40 and \$3,000 Rx Benefit Max

Age	Individual Male	Individual Female	Individual +1 Dependent	Family
65	\$824.14	\$729.31	\$1,423.08	\$1,625.47
66	\$868.22	\$754.60	\$1,489.00	\$1,678.01
67	\$912.32	\$779.89	\$1,554.92	\$1,730.58
68	\$939.67	\$803.29	\$1,601.56	\$1,782.49
69	\$967.86	\$827.37	\$1,649.61	\$1,835.97
70+	\$996.91	\$852.20	\$1,699.11	\$1,891.04
Medicare Prime	\$365.26	\$365.26	\$899.10	\$1,447.00



Revised 5/09

HMO Upfront Deductible \$1,500 Individual/\$3,000 Family

(HMO-OA-25-35-UFNA)

All policyholders may be subject to a rate increase at their renewal date.
Rates are calculated as of the Applicant's age as of the effective date.

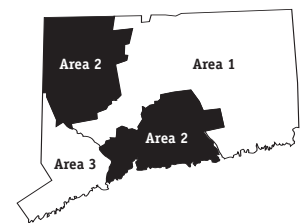
Area 2 (Litchfield, Middlesex and New Haven counties*)

Litchfield County: Barkhamsted, Bethlehem, Bridgewater, Canaan, Colebrook, Cornwall, Goshen, Harwinton, Kent, Litchfield, Morris, New Hartford, New Milford, Norfolk, North Canaan, Plymouth, Roxbury, Salisbury, Sharon, Thomaston, Torrington, Warren, Washington, Watertown, Winchester, Woodbury

Middlesex County: Chester, Clinton, Cromwell, Deep River, Durham, East Haddam, East Hampton, Essex, Haddam, Killingworth, Middlefield, Middletown, Old Saybrook, Portland, Westbrook

New Haven County: Ansonia, Bethany, Branford, Derby, East Haven, Guilford, Hamden, Madison, Meriden, Milford, New Haven, North Branford, North Haven, Orange, Seymour, Wallingford, West Haven, Woodbridge

*Note: The following towns are included in Area 1: Beacon Falls, Cheshire, Middlebury, Naugatuck, Oxford, Prospect, South Britain, Southbury, Waterbury and Wolcott.



10-20-35 and \$1,000 Rx Benefit Max

Age	Individual Male	Individual Female	Individual +1 Dependent	Family
65	\$849.13	\$751.42	\$1,466.24	\$1,674.76
66	\$894.55	\$777.49	\$1,534.16	\$1,728.89
67	\$939.97	\$803.54	\$1,602.07	\$1,783.05
68	\$968.17	\$827.65	\$1,650.12	\$1,836.55
69	\$997.20	\$852.47	\$1,699.62	\$1,891.64
70+	\$1,027.14	\$878.05	\$1,750.63	\$1,948.39
Medicare Prime	\$376.34	\$376.34	\$926.36	\$1,490.87

10-20-35 and \$2,000 Rx Benefit Max

Age	Individual Male	Individual Female	Individual +1 Dependent	Family
65	\$881.10	\$779.72	\$1,521.45	\$1,737.81
66	\$928.23	\$806.76	\$1,591.92	\$1,793.98
67	\$975.37	\$833.79	\$1,662.38	\$1,850.19
68	\$1,004.62	\$858.82	\$1,712.25	\$1,905.70
69	\$1,034.75	\$884.56	\$1,763.61	\$1,962.86
70+	\$1,065.82	\$911.10	\$1,816.55	\$2,021.74
Medicare Prime	\$390.50	\$390.50	\$961.24	\$1,547.01

10-20-35 and \$3,000 Rx Benefit Max

Age	Individual Male	Individual Female	Individual +1 Dependent	Family
65	\$896.79	\$793.61	\$1,548.54	\$1,768.76
66	\$944.76	\$821.12	\$1,620.27	\$1,825.93
67	\$992.73	\$848.64	\$1,691.99	\$1,883.15
68	\$1,022.51	\$874.12	\$1,742.75	\$1,939.64
69	\$1,053.18	\$900.32	\$1,795.02	\$1,997.82
70+	\$1,084.80	\$927.34	\$1,848.90	\$2,057.75
Medicare Prime	\$397.46	\$397.46	\$978.36	\$1,574.56

15-25-40 and \$1,000 Rx Benefit Max

Age	Individual Male	Individual Female	Individual +1 Dependent	Family
65	\$838.33	\$741.87	\$1,447.59	\$1,653.47
66	\$883.18	\$767.59	\$1,514.66	\$1,706.91
67	\$928.02	\$793.32	\$1,581.70	\$1,760.39
68	\$955.87	\$817.14	\$1,629.14	\$1,813.20
69	\$984.53	\$841.63	\$1,678.02	\$1,867.59
70+	\$1,014.09	\$866.89	\$1,728.38	\$1,923.61
Medicare Prime	\$371.55	\$371.55	\$914.59	\$1,471.92

15-25-40 and \$2,000 Rx Benefit Max

Age	Individual Male	Individual Female	Individual +1 Dependent	Family
65	\$864.97	\$765.45	\$1,493.59	\$1,705.99
66	\$911.24	\$791.98	\$1,562.77	\$1,761.14
67	\$957.51	\$818.52	\$1,631.95	\$1,816.32
68	\$986.23	\$843.09	\$1,680.91	\$1,870.81
69	\$1,015.81	\$868.37	\$1,731.33	\$1,926.92
70+	\$1,046.30	\$894.42	\$1,783.29	\$1,984.72
Medicare Prime	\$383.35	\$383.35	\$943.64	\$1,518.69

15-25-40 and \$3,000 Rx Benefit Max

Age	Individual Male	Individual Female	Individual +1 Dependent	Family
65	\$877.67	\$776.68	\$1,515.52	\$1,731.04
66	\$924.62	\$803.61	\$1,585.72	\$1,787.00
67	\$971.56	\$830.54	\$1,655.91	\$1,842.98
68	\$1,000.71	\$855.47	\$1,705.59	\$1,898.28
69	\$1,030.72	\$881.12	\$1,756.74	\$1,955.22
70+	\$1,061.67	\$907.56	\$1,809.48	\$2,013.87
Medicare Prime	\$388.98	\$388.98	\$957.50	\$1,540.99



Revised 5/09

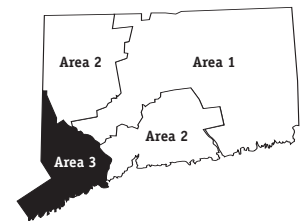
HMO Upfront Deductible \$1,500 Individual/\$3,000 Family

(HMO-OA-25-35-UFNA)

All policyholders may be subject to a rate increase at their renewal date.
Rates are calculated as of the Applicant's age as of the effective date.

Area 3 (Fairfield County)

Fairfield County: Bethel, Bridgeport, Brookfield, Danbury, Darien, Easton, Fairfield, Greenwich, Monroe, New Canaan, New Fairfield, Newtown, Norwalk, Shelton, Sherman, Stamford, Stratford, Redding, Ridgefield, Trumbull, Weston, Westport, Wilton



10-20-35 and \$1,000 Rx Benefit Max

Age	Individual Male	Individual Female	Individual +1 Dependent	Family
65	\$923.43	\$817.18	\$1,594.53	\$1,821.30
66	\$972.82	\$845.51	\$1,668.39	\$1,880.16
67	\$1,022.22	\$873.84	\$1,742.24	\$1,939.06
68	\$1,052.88	\$900.07	\$1,794.50	\$1,997.25
69	\$1,084.46	\$927.04	\$1,848.34	\$2,057.16
70+	\$1,117.01	\$954.88	\$1,903.81	\$2,118.86
Medicare Prime	\$409.26	\$409.26	\$1,007.42	\$1,621.32

10-20-35 and \$2,000 Rx Benefit Max

Age	Individual Male	Individual Female	Individual +1 Dependent	Family
65	\$958.22	\$847.96	\$1,654.61	\$1,889.91
66	\$1,009.48	\$877.36	\$1,731.24	\$1,950.99
67	\$1,060.72	\$906.76	\$1,807.88	\$2,012.12
68	\$1,092.55	\$933.97	\$1,862.11	\$2,072.50
69	\$1,125.31	\$961.97	\$1,917.97	\$2,134.66
70+	\$1,159.09	\$990.86	\$1,975.53	\$2,198.69
Medicare Prime	\$424.68	\$424.68	\$1,045.37	\$1,682.40

10-20-35 and \$3,000 Rx Benefit Max

Age	Individual Male	Individual Female	Individual +1 Dependent	Family
65	\$975.29	\$863.07	\$1,684.08	\$1,923.58
66	\$1,027.46	\$893.00	\$1,762.09	\$1,985.75
67	\$1,079.62	\$922.92	\$1,840.08	\$2,047.97
68	\$1,112.01	\$950.62	\$1,895.28	\$2,109.41
69	\$1,145.36	\$979.11	\$1,952.14	\$2,172.69
70+	\$1,179.75	\$1,008.51	\$2,010.73	\$2,237.85
Medicare Prime	\$432.24	\$432.24	\$1,064.00	\$1,712.38

15-25-40 and \$1,000 Rx Benefit Max

Age	Individual Male	Individual Female	Individual +1 Dependent	Family
65	\$911.69	\$806.80	\$1,574.27	\$1,798.16
66	\$960.47	\$834.77	\$1,647.19	\$1,856.27
67	\$1,009.23	\$862.74	\$1,720.10	\$1,914.43
68	\$1,039.50	\$888.63	\$1,771.70	\$1,971.88
69	\$1,070.68	\$915.27	\$1,824.85	\$2,031.02
70+	\$1,102.82	\$942.75	\$1,879.62	\$2,091.94
Medicare Prime	\$404.06	\$404.06	\$994.63	\$1,600.72

15-25-40 and \$2,000 Rx Benefit Max

Age	Individual Male	Individual Female	Individual +1 Dependent	Family
65	\$940.68	\$832.44	\$1,624.32	\$1,855.32
66	\$991.00	\$861.30	\$1,699.55	\$1,915.28
67	\$1,041.31	\$890.17	\$1,774.78	\$1,975.29
68	\$1,072.55	\$916.88	\$1,828.02	\$2,034.55
69	\$1,104.71	\$944.37	\$1,882.86	\$2,095.58
70+	\$1,137.87	\$972.72	\$1,939.37	\$2,158.43
Medicare Prime	\$416.91	\$416.91	\$1,026.24	\$1,651.60

15-25-40 and \$3,000 Rx Benefit Max

Age	Individual Male	Individual Female	Individual +1 Dependent	Family
65	\$954.49	\$844.66	\$1,648.17	\$1,882.56
66	\$1,005.56	\$873.95	\$1,724.51	\$1,943.41
67	\$1,056.60	\$903.24	\$1,800.84	\$2,004.30
68	\$1,088.30	\$930.34	\$1,854.87	\$2,064.44
69	\$1,120.94	\$958.23	\$1,910.51	\$2,126.36
70+	\$1,154.59	\$987.00	\$1,967.85	\$2,190.14
Medicare Prime	\$423.03	\$423.03	\$1,041.31	\$1,675.86



Revised 5/09

HMO Upfront Deductible \$2,500 Individual/\$5,000 Family

(HMO-0A-25-35-UFQA)

All policyholders may be subject to a rate increase at their renewal date.
Rates are calculated as of the Applicant's age as of the effective date.

Area 1 (Hartford, New London, Tolland and Windham counties*)

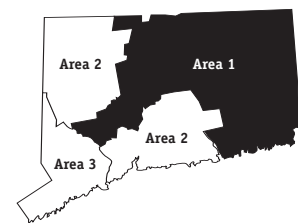
Hartford County: Avon, Berlin, Bloomfield, Bristol, Burlington, Canton, East Granby, East Hartford, East Windsor, Enfield, Farmington, Glastonbury, Granby, Hartford, Hartland, Manchester, Marlborough, New Britain, Newington, Plainville, Rocky Hill, Simsbury, Southington, South Windsor, Suffield, West Hartford, Wethersfield, Windsor, Windsor Locks

New London County: Bozrah, Colchester, East Lyme, Franklin, Griswold, Groton, Lebanon, Ledyard, Lisbon, Lyme, Montville, New London, North Stonington, Norwich, Old Lyme, Preston, Salem, Sprague, Stonington, Voluntown, Waterford

Tolland County: Andover, Bolton, Columbia, Coventry, Ellington, Hebron, Mansfield, Somers, Stafford, Tolland, Union, Vernon, Willington

Windham County: Ashford, Brooklyn, Canterbury, Chaplin, Eastford, Hampton, Killingly, Plainfield, Pomfret, Putnam, Scotland, Sterling, Thompson, Windham, Woodstock

*Note: Area 1 also includes these towns from New Haven County: Beacon Falls, Cheshire, Middlebury, Naugatuck, Oxford, Prospect, South Britain, Southbury, Waterbury and Wolcott.



10-20-35 and \$1,000 Rx Benefit Max

Age	Individual Male	Individual Female	Individual +1 Dependent	Family
65	\$715.61	\$633.27	\$1,235.68	\$1,411.42
66	\$753.89	\$655.23	\$1,292.93	\$1,457.04
67	\$792.17	\$677.19	\$1,350.15	\$1,502.69
68	\$815.93	\$697.52	\$1,390.65	\$1,547.78
69	\$840.41	\$718.42	\$1,432.37	\$1,594.20
70+	\$865.63	\$739.99	\$1,475.36	\$1,642.03
Medicare Prime	\$317.17	\$317.17	\$780.70	\$1,256.45

10-20-35 and \$2,000 Rx Benefit Max

Age	Individual Male	Individual Female	Individual +1 Dependent	Family
65	\$745.62	\$659.83	\$1,287.49	\$1,470.60
66	\$785.50	\$682.70	\$1,347.13	\$1,518.13
67	\$825.39	\$705.59	\$1,406.77	\$1,565.70
68	\$850.15	\$726.76	\$1,448.96	\$1,612.67
69	\$875.64	\$748.54	\$1,492.43	\$1,661.05
70+	\$901.92	\$771.01	\$1,537.23	\$1,710.87
Medicare Prime	\$330.46	\$330.46	\$813.44	\$1,309.13

10-20-35 and \$3,000 Rx Benefit Max

Age	Individual Male	Individual Female	Individual +1 Dependent	Family
65	\$760.35	\$672.86	\$1,312.93	\$1,499.64
66	\$801.01	\$696.18	\$1,373.74	\$1,548.11
67	\$841.69	\$719.52	\$1,434.54	\$1,596.62
68	\$866.93	\$741.11	\$1,477.58	\$1,644.52
69	\$892.94	\$763.33	\$1,521.90	\$1,693.85
70+	\$919.74	\$786.24	\$1,567.58	\$1,744.66
Medicare Prime	\$336.99	\$336.99	\$829.50	\$1,334.98

15-25-40 and \$1,000 Rx Benefit Max

Age	Individual Male	Individual Female	Individual +1 Dependent	Family
65	\$705.47	\$624.30	\$1,218.16	\$1,391.40
66	\$743.20	\$645.93	\$1,274.59	\$1,436.38
67	\$780.94	\$667.58	\$1,331.00	\$1,481.37
68	\$804.36	\$687.62	\$1,370.93	\$1,525.82
69	\$828.49	\$708.23	\$1,412.05	\$1,571.59
70+	\$853.35	\$729.49	\$1,454.44	\$1,618.74
Medicare Prime	\$312.67	\$312.67	\$769.63	\$1,238.63

15-25-40 and \$2,000 Rx Benefit Max

Age	Individual Male	Individual Female	Individual +1 Dependent	Family
65	\$730.48	\$646.43	\$1,261.36	\$1,440.74
66	\$769.56	\$668.84	\$1,319.79	\$1,487.32
67	\$808.63	\$691.27	\$1,378.21	\$1,533.91
68	\$832.89	\$712.01	\$1,419.55	\$1,579.94
69	\$857.87	\$733.35	\$1,462.14	\$1,627.33
70+	\$883.62	\$755.36	\$1,506.03	\$1,676.14
Medicare Prime	\$323.76	\$323.76	\$796.93	\$1,282.55

15-25-40 and \$3,000 Rx Benefit Max

Age	Individual Male	Individual Female	Individual +1 Dependent	Family
65	\$742.39	\$656.97	\$1,281.92	\$1,464.23
66	\$782.10	\$679.75	\$1,341.30	\$1,511.56
67	\$821.82	\$702.53	\$1,400.68	\$1,558.92
68	\$846.46	\$723.61	\$1,442.69	\$1,605.69
69	\$871.86	\$745.30	\$1,485.97	\$1,653.86
70+	\$898.03	\$767.67	\$1,530.58	\$1,703.47
Medicare Prime	\$329.04	\$329.04	\$809.91	\$1,303.47



Revised 5/09

HMO Upfront Deductible \$2,500 Individual/\$5,000 Family

(HMO-OA-25-35-UFQA)

All policyholders may be subject to a rate increase at their renewal date.
Rates are calculated as of the Applicant's age as of the effective date.

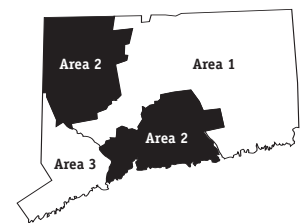
Area 2 (Litchfield, Middlesex and New Haven counties*)

Litchfield County: Barkhamsted, Bethlehem, Bridgewater, Canaan, Colebrook, Cornwall, Goshen, Harwinton, Kent, Litchfield, Morris, New Hartford, New Milford, Norfolk, North Canaan, Plymouth, Roxbury, Salisbury, Sharon, Thomaston, Torrington, Warren, Washington, Watertown, Winchester, Woodbury

Middlesex County: Chester, Clinton, Cromwell, Deep River, Durham, East Haddam, East Hampton, Essex, Haddam, Killingworth, Middlefield, Middletown, Old Saybrook, Portland, Westbrook

New Haven County: Ansonia, Bethany, Branford, Derby, East Haven, Guilford, Hamden, Madison, Meriden, Milford, New Haven, North Branford, North Haven, Orange, Seymour, Wallingford, West Haven, Woodbridge

*Note: The following towns are included in Area 1: Beacon Falls, Cheshire, Middlebury, Naugatuck, Oxford, Prospect, South Britain, Southbury, Waterbury and Wolcott.



10-20-35 and \$1,000 Rx Benefit Max

Age	Individual Male	Individual Female	Individual +1 Dependent	Family
65	\$762.08	\$674.38	\$1,315.92	\$1,503.05
66	\$802.84	\$697.78	\$1,376.87	\$1,551.63
67	\$843.60	\$721.16	\$1,437.82	\$1,600.24
68	\$868.92	\$742.80	\$1,480.94	\$1,648.25
69	\$894.96	\$765.07	\$1,525.37	\$1,697.71
70+	\$921.83	\$788.03	\$1,571.15	\$1,748.63
Medicare Prime	\$337.76	\$337.76	\$831.39	\$1,338.02

10-20-35 and \$2,000 Rx Benefit Max

Age	Individual Male	Individual Female	Individual +1 Dependent	Family
65	\$794.05	\$702.68	\$1,371.12	\$1,566.11
66	\$836.52	\$727.05	\$1,434.63	\$1,616.73
67	\$879.00	\$751.41	\$1,498.14	\$1,667.38
68	\$905.36	\$773.96	\$1,543.07	\$1,717.40
69	\$932.51	\$797.16	\$1,589.36	\$1,768.93
70+	\$960.51	\$821.09	\$1,637.07	\$1,821.98
Medicare Prime	\$351.93	\$351.93	\$866.27	\$1,394.16

10-20-35 and \$3,000 Rx Benefit Max

Age	Individual Male	Individual Female	Individual +1 Dependent	Family
65	\$809.74	\$716.57	\$1,398.22	\$1,597.06
66	\$853.05	\$741.41	\$1,462.98	\$1,648.68
67	\$896.37	\$766.26	\$1,527.75	\$1,700.34
68	\$923.26	\$789.26	\$1,573.57	\$1,751.35
69	\$950.94	\$812.92	\$1,620.77	\$1,803.89
70+	\$979.49	\$837.32	\$1,669.41	\$1,857.99
Medicare Prime	\$358.88	\$358.88	\$883.39	\$1,421.71

15-25-40 and \$1,000 Rx Benefit Max

Age	Individual Male	Individual Female	Individual +1 Dependent	Family
65	\$751.28	\$664.83	\$1,297.27	\$1,481.76
66	\$791.46	\$687.89	\$1,357.36	\$1,529.66
67	\$831.65	\$710.94	\$1,417.46	\$1,577.58
68	\$856.61	\$732.28	\$1,459.96	\$1,624.91
69	\$882.29	\$754.23	\$1,503.77	\$1,673.66
70+	\$908.77	\$776.88	\$1,548.90	\$1,723.86
Medicare Prime	\$332.98	\$332.98	\$819.61	\$1,319.06

15-25-40 and \$2,000 Rx Benefit Max

Age	Individual Male	Individual Female	Individual +1 Dependent	Family
65	\$777.91	\$688.41	\$1,343.27	\$1,534.29
66	\$819.52	\$712.27	\$1,405.48	\$1,583.89
67	\$861.14	\$736.14	\$1,467.70	\$1,633.51
68	\$886.97	\$758.24	\$1,511.73	\$1,682.51
69	\$913.57	\$780.97	\$1,557.08	\$1,732.99
70+	\$940.99	\$804.41	\$1,603.81	\$1,784.97
Medicare Prime	\$344.77	\$344.77	\$848.67	\$1,365.83

15-25-40 and \$3,000 Rx Benefit Max

Age	Individual Male	Individual Female	Individual +1 Dependent	Family
65	\$790.62	\$699.64	\$1,365.20	\$1,559.34
66	\$832.91	\$723.91	\$1,428.43	\$1,609.75
67	\$875.20	\$748.16	\$1,491.66	\$1,660.17
68	\$901.46	\$770.62	\$1,536.41	\$1,709.98
69	\$928.48	\$793.72	\$1,582.49	\$1,761.28
70+	\$956.36	\$817.55	\$1,629.99	\$1,814.12
Medicare Prime	\$350.40	\$350.40	\$862.52	\$1,388.13



Revised 5/09

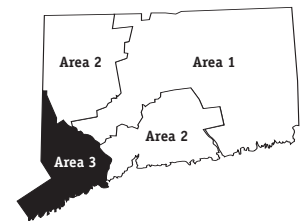
HMO Upfront Deductible \$2,500 Individual/\$5,000 Family

(HMO-0A-25-35-UFQA)

All policyholders may be subject to a rate increase at their renewal date.
Rates are calculated as of the Applicant's age as of the effective date.

Area 3 (Fairfield County)

Fairfield County: Bethel, Bridgeport, Brookfield, Danbury, Darien, Easton, Fairfield, Greenwich, Monroe, New Canaan, New Fairfield, Newtown, Norwalk, Shelton, Sherman, Stamford, Stratford, Redding, Ridgefield, Trumbull, Weston, Westport, Wilton



10-20-35 and \$1,000 Rx Benefit Max

Age	Individual Male	Individual Female	Individual +1 Dependent	Family
65	\$828.74	\$733.39	\$1,431.03	\$1,634.55
66	\$873.07	\$758.81	\$1,497.32	\$1,687.39
67	\$917.41	\$784.24	\$1,563.60	\$1,740.24
68	\$944.93	\$807.79	\$1,610.50	\$1,792.46
69	\$973.26	\$831.99	\$1,658.82	\$1,846.23
70+	\$1,002.47	\$856.97	\$1,708.60	\$1,901.61
Medicare Prime	\$367.30	\$367.30	\$904.12	\$1,455.08

10-20-35 and \$2,000 Rx Benefit Max

Age	Individual Male	Individual Female	Individual +1 Dependent	Family
65	\$863.53	\$764.17	\$1,491.10	\$1,703.17
66	\$909.72	\$790.67	\$1,560.17	\$1,758.22
67	\$955.92	\$817.16	\$1,629.24	\$1,813.30
68	\$984.60	\$841.69	\$1,678.11	\$1,867.70
69	\$1,014.12	\$866.92	\$1,728.46	\$1,923.73
70+	\$1,044.56	\$892.95	\$1,780.33	\$1,981.44
Medicare Prime	\$382.72	\$382.72	\$942.08	\$1,516.16

10-20-35 and \$3,000 Rx Benefit Max

Age	Individual Male	Individual Female	Individual +1 Dependent	Family
65	\$880.60	\$779.29	\$1,520.58	\$1,736.83
66	\$927.70	\$806.30	\$1,591.02	\$1,792.98
67	\$974.82	\$833.32	\$1,661.45	\$1,849.15
68	\$1,004.06	\$858.33	\$1,711.28	\$1,904.62
69	\$1,034.17	\$884.06	\$1,762.63	\$1,961.76
70+	\$1,065.21	\$910.60	\$1,815.52	\$2,020.60
Medicare Prime	\$390.28	\$390.28	\$960.70	\$1,546.14

15-25-40 and \$1,000 Rx Benefit Max

Age	Individual Male	Individual Female	Individual +1 Dependent	Family
65	\$817.01	\$723.01	\$1,410.77	\$1,611.41
66	\$860.71	\$748.07	\$1,476.12	\$1,663.50
67	\$904.43	\$773.14	\$1,541.47	\$1,715.61
68	\$931.55	\$796.35	\$1,587.70	\$1,767.08
69	\$959.48	\$820.21	\$1,635.34	\$1,820.09
70+	\$988.29	\$844.83	\$1,684.42	\$1,874.69
Medicare Prime	\$362.10	\$362.10	\$891.33	\$1,434.48

15-25-40 and \$2,000 Rx Benefit Max

Age	Individual Male	Individual Female	Individual +1 Dependent	Family
65	\$845.99	\$748.65	\$1,460.81	\$1,668.57
66	\$891.25	\$774.61	\$1,528.49	\$1,722.50
67	\$936.51	\$800.57	\$1,596.14	\$1,776.47
68	\$964.60	\$824.59	\$1,644.02	\$1,829.76
69	\$993.52	\$849.31	\$1,693.34	\$1,884.65
70+	\$1,023.34	\$874.81	\$1,744.16	\$1,941.18
Medicare Prime	\$374.94	\$374.94	\$922.94	\$1,485.36

15-25-40 and \$3,000 Rx Benefit Max

Age	Individual Male	Individual Female	Individual +1 Dependent	Family
65	\$859.81	\$760.88	\$1,484.67	\$1,695.82
66	\$905.80	\$787.26	\$1,553.45	\$1,750.64
67	\$951.80	\$813.64	\$1,622.21	\$1,805.48
68	\$980.35	\$838.06	\$1,670.87	\$1,859.64
69	\$1,009.74	\$863.18	\$1,721.00	\$1,915.43
70+	\$1,040.05	\$889.09	\$1,772.64	\$1,972.89
Medicare Prime	\$381.07	\$381.07	\$938.02	\$1,509.62



Revised 12/08

HMO HDHP \$1,500 Individual/\$3,000 Family

(HMO-HSA-00-00-HDPI/HDQF)

All policyholders may be subject to a rate increase at their renewal date.
Rates are calculated as of the Applicant's age as of the effective date.

Area 1 (Hartford, New London, Tolland and Windham counties*)

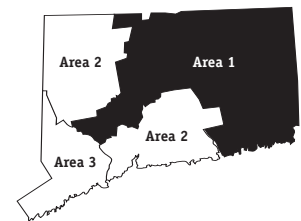
Hartford County: Avon, Berlin, Bloomfield, Bristol, Burlington, Canton, East Granby, East Hartford, East Windsor, Enfield, Farmington, Glastonbury, Granby, Hartford, Hartland, Manchester, Marlborough, New Britain, Newington, Plainville, Rocky Hill, Simsbury, Southington, South Windsor, Suffield, West Hartford, Wethersfield, Windsor, Windsor Locks

New London County: Bozrah, Colchester, East Lyme, Franklin, Griswold, Groton, Lebanon, Ledyard, Lisbon, Lyme, Montville, New London, North Stonington, Norwich, Old Lyme, Preston, Salem, Sprague, Stonington, Voluntown, Waterford

Tolland County: Andover, Bolton, Columbia, Coventry, Ellington, Hebron, Mansfield, Somers, Stafford, Tolland, Union, Vernon, Willington

Windham County: Ashford, Brooklyn, Canterbury, Chaplin, Eastford, Hampton, Killingly, Plainfield, Pomfret, Putnam, Scotland, Sterling, Thompson, Windham, Woodstock

*Note: Area 1 also includes these towns from New Haven County: Beacon Falls, Cheshire, Middlebury, Naugatuck, Oxford, Prospect, South Britain, Southbury, Waterbury and Wolcott.



15-25-40 and \$3,000 Rx Benefit Max

Age	Individual Male	Individual Female	Individual +1 Dependent	Family
65	\$710.19	\$628.50	\$1,079.20	\$1,400.78
66	\$748.20	\$650.29	\$1,129.19	\$1,446.08
67	\$786.19	\$672.09	\$1,179.18	\$1,491.38
68	\$809.78	\$692.25	\$1,214.56	\$1,536.12
69	\$834.07	\$713.03	\$1,251.00	\$1,582.20
70+	\$859.08	\$734.41	\$1,288.52	\$1,629.69
Medicare				
Prime	\$304.82	\$304.82	\$750.34	\$1,207.57



Revised 12/08

HMO HDHP \$1,500 Individual/\$3,000 Family

(HMO-HSA-00-00-HDPI/HDQF)

All policyholders may be subject to a rate increase at their renewal date.
Rates are calculated as of the Applicant's age as of the effective date.

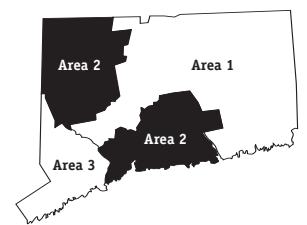
Area 2 (Litchfield, Middlesex and New Haven counties*)

Litchfield County: Barkhamsted, Bethlehem, Bridgewater, Canaan, Colebrook, Cornwall, Goshen, Harwinton, Kent, Litchfield, Morris, New Hartford, New Milford, Norfolk, North Canaan, Plymouth, Roxbury, Salisbury, Sharon, Thomaston, Torrington, Warren, Washington, Watertown, Winchester, Woodbury

Middlesex County: Chester, Clinton, Cromwell, Deep River, Durham, East Haddam, East Hampton, Essex, Haddam, Killingworth, Middlefield, Middletown, Old Saybrook, Portland, Westbrook

New Haven County: Ansonia, Bethany, Branford, Derby, East Haven, Guilford, Hamden, Madison, Meriden, Milford, New Haven, North Branford, North Haven, Orange, Seymour, Wallingford, West Haven, Woodbridge

*Note: The following towns are included in Area 1: Beacon Falls, Cheshire, Middlebury, Naugatuck, Oxford, Prospect, South Britain, Southbury, Waterbury and Wolcott.



15-25-40 and \$3,000 Rx Benefit Max

Age	Individual Male	Individual Female	Individual +1 Dependent	Family
65	\$756.32	\$669.32	\$1,149.29	\$1,491.77
66	\$796.80	\$692.52	\$1,202.52	\$1,540.02
67	\$837.25	\$715.74	\$1,255.77	\$1,588.25
68	\$862.38	\$737.22	\$1,293.45	\$1,635.91
69	\$888.24	\$759.34	\$1,332.25	\$1,684.97
70+	\$914.89	\$782.12	\$1,372.21	\$1,735.53
Medicare Prime	\$324.62	\$324.62	\$799.07	\$1,286.02



Revised 12/08

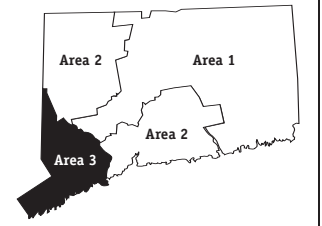
HMO HDHP \$1,500 Individual/\$3,000 Family

(HMO-HSA-00-00-HDPI/HDQF)

All policyholders may be subject to a rate increase at their renewal date.
Rates are calculated as of the Applicant's age as of the effective date.

Area 3 (Fairfield County)

Fairfield County: Bethel, Bridgeport, Brookfield, Danbury, Darien, Easton, Fairfield, Greenwich, Monroe, New Canaan, New Fairfield, Newtown, Norwalk, Shelton, Sherman, Stamford, Stratford, Redding, Ridgefield, Trumbull, Weston, Westport, Wilton



15-25-40 and \$3,000 Rx Benefit Max

Age	Individual Male	Individual Female	Individual +1 Dependent	Family
65	\$822.49	\$727.89	\$1,249.86	\$1,622.30
66	\$866.51	\$753.12	\$1,307.76	\$1,674.77
67	\$910.51	\$778.37	\$1,365.65	\$1,727.24
68	\$937.83	\$801.73	\$1,406.63	\$1,779.04
69	\$965.96	\$825.78	\$1,448.82	\$1,832.41
70+	\$994.94	\$850.55	\$1,492.27	\$1,887.40
Medicare				
Prime	\$353.03	\$353.03	\$869.00	\$1,398.53



Revised 5/09

HMO HDHP \$1,500 Individual/\$3,000 Family

(HMO-HSA-00-00-HDPI/HDQF)

All policyholders may be subject to a rate increase at their renewal date.
Rates are calculated as of the Applicant's age as of the effective date.

Area 1 (Hartford, New London, Tolland and Windham counties*)

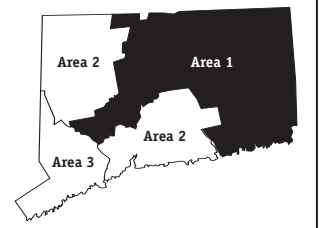
Hartford County: Avon, Berlin, Bloomfield, Bristol, Burlington, Canton, East Granby, East Hartford, East Windsor, Enfield, Farmington, Glastonbury, Granby, Hartford, Hartland, Manchester, Marlborough, New Britain, Newington, Plainville, Rocky Hill, Simsbury, Southington, South Windsor, Suffield, West Hartford, Wethersfield, Windsor, Windsor Locks

New London County: Bozrah, Colchester, East Lyme, Franklin, Griswold, Groton, Lebanon, Ledyard, Lisbon, Lyme, Montville, New London, North Stonington, Norwich, Old Lyme, Preston, Salem, Sprague, Stonington, Voluntown, Waterford

Tolland County: Andover, Bolton, Columbia, Coventry, Ellington, Hebron, Mansfield, Somers, Stafford, Tolland, Union, Vernon, Willington

Windham County: Ashford, Brooklyn, Canterbury, Chaplin, Eastford, Hampton, Killingly, Plainfield, Pomfret, Putnam, Scotland, Sterling, Thompson, Windham, Woodstock

*Note: Area 1 also includes these towns from New Haven County: Beacon Falls, Cheshire, Middlebury, Naugatuck, Oxford, Prospect, South Britain, Southbury, Waterbury and Wolcott.



15-25-40 Unlimited

Age	Individual Male	Individual Female	Individual +1 Dependent	Family
65	\$724.37	\$641.05	\$1,100.73	\$1,428.73
66	\$763.13	\$663.27	\$1,151.73	\$1,474.94
67	\$801.87	\$685.51	\$1,202.71	\$1,521.15
68	\$825.94	\$706.08	\$1,238.81	\$1,566.78
69	\$850.72	\$727.27	\$1,275.97	\$1,613.78
70+	\$876.23	\$749.07	\$1,314.23	\$1,662.21
Medicare				
Prime	\$310.90	\$310.90	\$765.31	\$1,231.67



Revised 5/09

HMO HDHP \$1,500 Individual/\$3,000 Family

(HMO-HSA-00-00-HDPI/HDQF)

All policyholders may be subject to a rate increase at their renewal date.
Rates are calculated as of the Applicant's age as of the effective date.

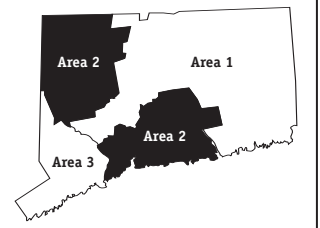
Area 2 (Litchfield, Middlesex and New Haven counties*)

Litchfield County: Barkhamsted, Bethlehem, Bridgewater, Canaan, Colebrook, Cornwall, Goshen, Harwinton, Kent, Litchfield, Morris, New Hartford, New Milford, Norfolk, North Canaan, Plymouth, Roxbury, Salisbury, Sharon, Thomaston, Torrington, Warren, Washington, Watertown, Winchester, Woodbury

Middlesex County: Chester, Clinton, Cromwell, Deep River, Durham, East Haddam, East Hampton, Essex, Haddam, Killingworth, Middlefield, Middletown, Old Saybrook, Portland, Westbrook

New Haven County: Ansonia, Bethany, Branford, Derby, East Haven, Guilford, Hamden, Madison, Meriden, Milford, New Haven, North Branford, North Haven, Orange, Seymour, Wallingford, West Haven, Woodbridge

*Note: The following towns are included in Area 1: Beacon Falls, Cheshire, Middlebury, Naugatuck, Oxford, Prospect, South Britain, Southbury, Waterbury and Wolcott.



15-25-40 Unlimited

Age	Individual Male	Individual Female	Individual +1 Dependent	Family
65	\$771.43	\$682.70	\$1,172.26	\$1,521.58
66	\$812.72	\$706.36	\$1,226.55	\$1,570.79
67	\$853.98	\$730.05	\$1,280.87	\$1,619.99
68	\$879.61	\$751.95	\$1,319.30	\$1,668.59
69	\$905.99	\$774.51	\$1,358.87	\$1,718.64
70+	\$933.17	\$797.74	\$1,399.63	\$1,770.21
Medicare				
Prime	\$331.10	\$331.10	\$815.04	\$1,311.70



Revised 5/09

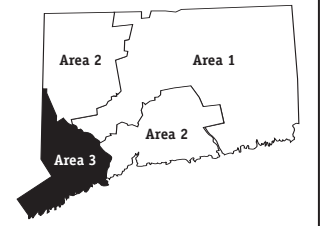
HMO HDHP \$1,500 Individual/\$3,000 Family

(HMO-HSA-00-00-HDPI/HDQF)

All policyholders may be subject to a rate increase at their renewal date.
Rates are calculated as of the Applicant's age as of the effective date.

Area 3 (Fairfield County)

Fairfield County: Bethel, Bridgeport, Brookfield, Danbury, Darien, Easton, Fairfield, Greenwich, Monroe, New Canaan, New Fairfield, Newtown, Norwalk, Shelton, Sherman, Stamford, Stratford, Redding, Ridgefield, Trumbull, Weston, Westport, Wilton



15-25-40 Unlimited

Age	Individual Male	Individual Female	Individual +1 Dependent	Family
65	\$838.91	\$742.41	\$1,274.80	\$1,654.68
66	\$883.82	\$768.14	\$1,333.85	\$1,708.19
67	\$928.69	\$793.90	\$1,392.91	\$1,761.71
68	\$956.56	\$817.73	\$1,434.70	\$1,814.55
69	\$985.25	\$842.27	\$1,477.74	\$1,868.98
70+	\$1,014.80	\$867.53	\$1,522.06	\$1,925.07
Medicare				
Prime	\$360.07	\$360.07	\$886.34	\$1,426.44



Revised 12/08

HMO HDHP \$3,000 Individual/\$6,000 Family

(HMO-HSA-00-00-HDQI/HDRF)

All policyholders may be subject to a rate increase at their renewal date.
Rates are calculated as of the Applicant's age as of the effective date.

Area 1 (Hartford, New London, Tolland and Windham counties*)

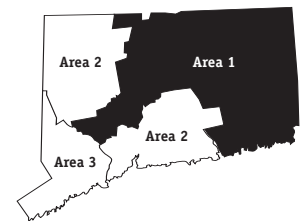
Hartford County: Avon, Berlin, Bloomfield, Bristol, Burlington, Canton, East Granby, East Hartford, East Windsor, Enfield, Farmington, Glastonbury, Granby, Hartford, Hartland, Manchester, Marlborough, New Britain, Newington, Plainville, Rocky Hill, Simsbury, Southington, South Windsor, Suffield, West Hartford, Wethersfield, Windsor, Windsor Locks

New London County: Bozrah, Colchester, East Lyme, Franklin, Griswold, Groton, Lebanon, Ledyard, Lisbon, Lyme, Montville, New London, North Stonington, Norwich, Old Lyme, Preston, Salem, Sprague, Stonington, Voluntown, Waterford

Tolland County: Andover, Bolton, Columbia, Coventry, Ellington, Hebron, Mansfield, Somers, Stafford, Tolland, Union, Vernon, Willington

Windham County: Ashford, Brooklyn, Canterbury, Chaplin, Eastford, Hampton, Killingly, Plainfield, Pomfret, Putnam, Scotland, Sterling, Thompson, Windham, Woodstock

*Note: Area 1 also includes these towns from New Haven County: Beacon Falls, Cheshire, Middlebury, Naugatuck, Oxford, Prospect, South Britain, Southbury, Waterbury and Wolcott.



15-25-40 and \$3,000 Rx Benefit Max

Age	Individual Male	Individual Female	Individual +1 Dependent	Family
65	\$582.52	\$515.52	\$885.20	\$1,148.99
66	\$613.71	\$533.38	\$926.21	\$1,186.14
67	\$644.86	\$551.28	\$967.21	\$1,223.29
68	\$664.21	\$567.82	\$996.23	\$1,259.99
69	\$684.14	\$584.85	\$1,026.12	\$1,297.79
70+	\$704.66	\$602.40	\$1,056.90	\$1,336.72
Medicare				
Prime	\$250.03	\$250.03	\$615.46	\$990.50



Revised 12/08

HMO HDHP \$3,000 Individual/\$6,000 Family

(HMO-HSA-00-00-HDQI/HDRF)

All policyholders may be subject to a rate increase at their renewal date.
Rates are calculated as of the Applicant's age as of the effective date.

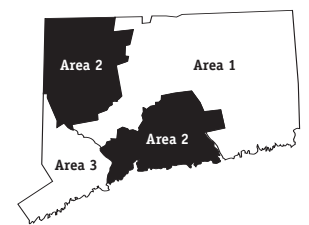
Area 2 (Litchfield, Middlesex and New Haven counties*)

Litchfield County: Barkhamsted, Bethlehem, Bridgewater, Canaan, Colebrook, Cornwall, Goshen, Harwinton, Kent, Litchfield, Morris, New Hartford, New Milford, Norfolk, North Canaan, Plymouth, Roxbury, Salisbury, Sharon, Thomaston, Torrington, Warren, Washington, Watertown, Winchester, Woodbury

Middlesex County: Chester, Clinton, Cromwell, Deep River, Durham, East Haddam, East Hampton, Essex, Haddam, Killingworth, Middlefield, Middletown, Old Saybrook, Portland, Westbrook

New Haven County: Ansonia, Bethany, Branford, Derby, East Haven, Guilford, Hamden, Madison, Meriden, Milford, New Haven, North Branford, North Haven, Orange, Seymour, Wallingford, West Haven, Woodbridge

*Note: The following towns are included in Area 1: Beacon Falls, Cheshire, Middlebury, Naugatuck, Oxford, Prospect, South Britain, Southbury, Waterbury and Wolcott.



15-25-40 and \$3,000 Rx Benefit Max

Age	Individual Male	Individual Female	Individual +1 Dependent	Family
65	\$620.40	\$549.03	\$942.74	\$1,223.65
66	\$653.59	\$568.06	\$986.40	\$1,263.23
67	\$686.77	\$587.10	\$1,030.08	\$1,302.80
68	\$707.38	\$604.72	\$1,060.98	\$1,341.88
69	\$728.60	\$622.87	\$1,092.81	\$1,382.13
70+	\$750.45	\$641.55	\$1,125.58	\$1,423.61
Medicare Prime	\$266.28	\$266.28	\$655.46	\$1,054.88



Revised 12/08

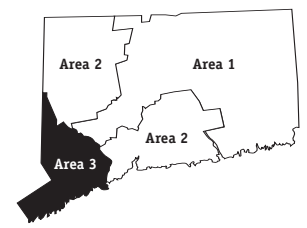
HMO HDHP \$3,000 Individual/\$6,000 Family

(HMO-HSA-00-00-HDQI/HDRF)

All policyholders may be subject to a rate increase at their renewal date.
Rates are calculated as of the Applicant's age as of the effective date.

Area 3 (Fairfield County)

Fairfield County: Bethel, Bridgeport, Brookfield, Danbury, Darien, Easton, Fairfield, Greenwich, Monroe, New Canaan, New Fairfield, Newtown, Norwalk, Shelton, Sherman, Stamford, Stratford, Redding, Ridgefield, Trumbull, Weston, Westport, Wilton



15-25-40 and \$3,000 Rx Benefit Max

Age	Individual Male	Individual Female	Individual +1 Dependent	Family
65	\$674.66	\$597.06	\$1,025.20	\$1,330.71
66	\$710.77	\$617.76	\$1,072.70	\$1,373.74
67	\$746.86	\$638.47	\$1,120.19	\$1,416.78
68	\$769.26	\$657.62	\$1,153.80	\$1,459.29
69	\$792.34	\$677.36	\$1,188.42	\$1,503.05
70+	\$816.11	\$697.68	\$1,224.05	\$1,548.15
Medicare				
Prime	\$289.58	\$289.58	\$712.80	\$1,147.17



Revised 5/09

HMO HDHP \$3,000 Individual/\$6,000 Family

(HMO-HSA-00-00-HDQI/HDRF)

All policyholders may be subject to a rate increase at their renewal date.
Rates are calculated as of the Applicant's age as of the effective date.

Area 1 (Hartford, New London, Tolland and Windham counties*)

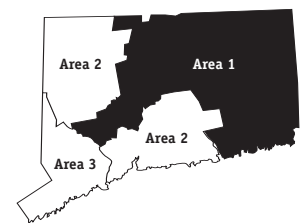
Hartford County: Avon, Berlin, Bloomfield, Bristol, Burlington, Canton, East Granby, East Hartford, East Windsor, Enfield, Farmington, Glastonbury, Granby, Hartford, Hartland, Manchester, Marlborough, New Britain, Newington, Plainville, Rocky Hill, Simsbury, Southington, South Windsor, Suffield, West Hartford, Wethersfield, Windsor, Windsor Locks

New London County: Bozrah, Colchester, East Lyme, Franklin, Griswold, Groton, Lebanon, Ledyard, Lisbon, Lyme, Montville, New London, North Stonington, Norwich, Old Lyme, Preston, Salem, Sprague, Stonington, Voluntown, Waterford

Tolland County: Andover, Bolton, Columbia, Coventry, Ellington, Hebron, Mansfield, Somers, Stafford, Tolland, Union, Vernon, Willington

Windham County: Ashford, Brooklyn, Canterbury, Chaplin, Eastford, Hampton, Killingly, Plainfield, Pomfret, Putnam, Scotland, Sterling, Thompson, Windham, Woodstock

*Note: Area 1 also includes these towns from New Haven County: Beacon Falls, Cheshire, Middlebury, Naugatuck, Oxford, Prospect, South Britain, Southbury, Waterbury and Wolcott.



15-25-40 Unlimited

Age	Individual Male	Individual Female	Individual +1 Dependent	Family
65	\$595.09	\$526.64	\$904.30	\$1,173.77
66	\$626.95	\$544.90	\$946.19	\$1,211.74
67	\$658.78	\$563.18	\$988.08	\$1,249.69
68	\$678.54	\$580.07	\$1,017.73	\$1,287.19
69	\$698.90	\$597.48	\$1,048.26	\$1,325.79
70+	\$719.87	\$615.40	\$1,079.69	\$1,365.57
Medicare				
Prime	\$255.42	\$255.42	\$628.73	\$1,011.88



Revised 5/09

HMO HDHP \$3,000 Individual/\$6,000 Family

(HMO-HSA-00-00-HDQI/HDRF)

All policyholders may be subject to a rate increase at their renewal date.
Rates are calculated as of the Applicant's age as of the effective date.

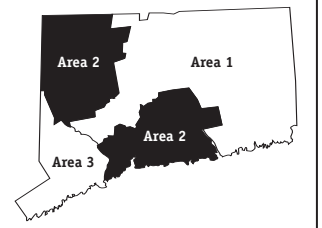
Area 2 (Litchfield, Middlesex and New Haven counties*)

Litchfield County: Barkhamsted, Bethlehem, Bridgewater, Canaan, Colebrook, Cornwall, Goshen, Harwinton, Kent, Litchfield, Morris, New Hartford, New Milford, Norfolk, North Canaan, Plymouth, Roxbury, Salisbury, Sharon, Thomaston, Torrington, Warren, Washington, Watertown, Winchester, Woodbury

Middlesex County: Chester, Clinton, Cromwell, Deep River, Durham, East Haddam, East Hampton, Essex, Haddam, Killingworth, Middlefield, Middletown, Old Saybrook, Portland, Westbrook

New Haven County: Ansonia, Bethany, Branford, Derby, East Haven, Guilford, Hamden, Madison, Meriden, Milford, New Haven, North Branford, North Haven, Orange, Seymour, Wallingford, West Haven, Woodbridge

*Note: The following towns are included in Area 1: Beacon Falls, Cheshire, Middlebury, Naugatuck, Oxford, Prospect, South Britain, Southbury, Waterbury and Wolcott.



15-25-40 Unlimited

Age	Individual Male	Individual Female	Individual +1 Dependent	Family
65	\$633.78	\$560.88	\$963.07	\$1,250.06
66	\$667.69	\$580.32	\$1,007.69	\$1,290.48
67	\$701.59	\$599.78	\$1,052.31	\$1,330.91
68	\$722.64	\$617.77	\$1,083.87	\$1,370.84
69	\$744.33	\$636.31	\$1,116.40	\$1,411.95
70+	\$766.65	\$655.39	\$1,149.87	\$1,454.33
Medicare				
Prime	\$272.03	\$272.03	\$669.60	\$1,077.64



Revised 5/09

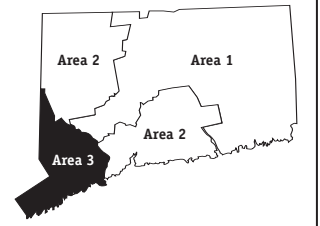
HMO HDHP \$3,000 Individual/\$6,000 Family

(HMO-HSA-00-00-HDQI/HDRF)

All policyholders may be subject to a rate increase at their renewal date.
Rates are calculated as of the Applicant's age as of the effective date.

Area 3 (Fairfield County)

Fairfield County: Bethel, Bridgeport, Brookfield, Danbury, Darien, Easton, Fairfield, Greenwich, Monroe, New Canaan, New Fairfield, Newtown, Norwalk, Shelton, Sherman, Stamford, Stratford, Redding, Ridgefield, Trumbull, Weston, Westport, Wilton



15-25-40 Unlimited

Age	Individual Male	Individual Female	Individual +1 Dependent	Family
65	\$689.23	\$609.95	\$1,047.34	\$1,359.45
66	\$726.12	\$631.09	\$1,095.87	\$1,403.41
67	\$762.99	\$652.25	\$1,144.38	\$1,447.37
68	\$785.87	\$671.83	\$1,178.72	\$1,490.80
69	\$809.46	\$691.99	\$1,214.09	\$1,535.50
70+	\$833.73	\$712.74	\$1,250.48	\$1,581.59
Medicare				
Prime	\$295.83	\$295.83	\$728.19	\$1,171.94



Revised 12/08

HMO HDHP \$5,000 Individual/\$10,000 Family

(HMO-HSA-00-00-HDSI/HDTF)

All policyholders may be subject to a rate increase at their renewal date.
Rates are calculated as of the Applicant's age as of the effective date.

Area 1 (Hartford, New London, Tolland and Windham counties*)

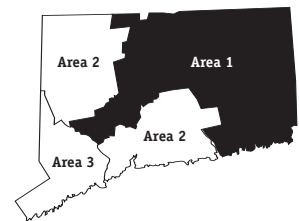
Hartford County: Avon, Berlin, Bloomfield, Bristol, Burlington, Canton, East Granby, East Hartford, East Windsor, Enfield, Farmington, Glastonbury, Granby, Hartford, Hartland, Manchester, Marlborough, New Britain, Newington, Plainville, Rocky Hill, Simsbury, Southington, South Windsor, Suffield, West Hartford, Wethersfield, Windsor, Windsor Locks

New London County: Bozrah, Colchester, East Lyme, Franklin, Griswold, Groton, Lebanon, Ledyard, Lisbon, Lyme, Montville, New London, North Stonington, Norwich, Old Lyme, Preston, Salem, Sprague, Stonington, Voluntown, Waterford

Tolland County: Andover, Bolton, Columbia, Coventry, Ellington, Hebron, Mansfield, Somers, Stafford, Tolland, Union, Vernon, Willington

Windham County: Ashford, Brooklyn, Canterbury, Chaplin, Eastford, Hampton, Killingly, Plainfield, Pomfret, Putnam, Scotland, Sterling, Thompson, Windham, Woodstock

*Note: Area 1 also includes these towns from New Haven County: Beacon Falls, Cheshire, Middlebury, Naugatuck, Oxford, Prospect, South Britain, Southbury, Waterbury and Wolcott.



15-25-40 and \$3,000 Rx Benefit Max

Age	Individual Male	Individual Female	Individual +1 Dependent	Family
65	\$460.35	\$407.39	\$699.53	\$907.99
66	\$484.99	\$421.52	\$731.94	\$937.35
67	\$509.61	\$435.64	\$764.34	\$966.72
68	\$524.90	\$448.72	\$787.28	\$995.72
69	\$540.64	\$462.19	\$810.90	\$1,025.59
70+	\$556.86	\$476.05	\$835.22	\$1,056.36
Medicare				
Prime	\$197.59	\$197.59	\$486.37	\$782.75



Revised 12/08

HMO HDHP \$5,000 Individual/\$10,000 Family

(HMO-HSA-00-00-HDSI/HDTF)

All policyholders may be subject to a rate increase at their renewal date.
Rates are calculated as of the Applicant's age as of the effective date.

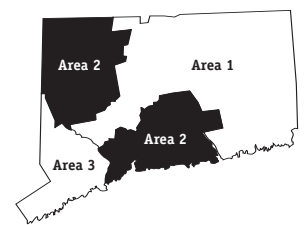
Area 2 (Litchfield, Middlesex and New Haven counties*)

Litchfield County: Barkhamsted, Bethlehem, Bridgewater, Canaan, Colebrook, Cornwall, Goshen, Harwinton, Kent, Litchfield, Morris, New Hartford, New Milford, Norfolk, North Canaan, Plymouth, Roxbury, Salisbury, Sharon, Thomaston, Torrington, Warren, Washington, Watertown, Winchester, Woodbury

Middlesex County: Chester, Clinton, Cromwell, Deep River, Durham, East Haddam, East Hampton, Essex, Haddam, Killingworth, Middlefield, Middletown, Old Saybrook, Portland, Westbrook

New Haven County: Ansonia, Bethany, Branford, Derby, East Haven, Guilford, Hamden, Madison, Meriden, Milford, New Haven, North Branford, North Haven, Orange, Seymour, Wallingford, West Haven, Woodbridge

*Note: The following towns are included in Area 1: Beacon Falls, Cheshire, Middlebury, Naugatuck, Oxford, Prospect, South Britain, Southbury, Waterbury and Wolcott.



15-25-40 and \$3,000 Rx Benefit Max

Age	Individual Male	Individual Female	Individual +1 Dependent	Family
65	\$490.24	\$433.84	\$744.97	\$966.95
66	\$516.49	\$448.89	\$779.47	\$998.22
67	\$542.70	\$463.94	\$813.97	\$1,029.50
68	\$558.98	\$477.86	\$838.40	\$1,060.38
69	\$575.76	\$492.20	\$863.55	\$1,092.18
70+	\$593.02	\$506.96	\$889.46	\$1,124.96
Medicare Prime	\$210.42	\$210.42	\$517.95	\$833.58



Revised 12/08

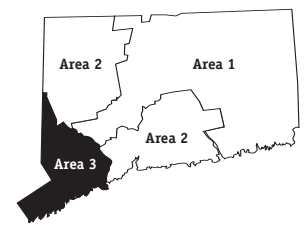
HMO HDHP \$5,000 Individual/\$10,000 Family

(HMO-HSA-00-00-HDSI/HDTF)

All policyholders may be subject to a rate increase at their renewal date.
Rates are calculated as of the Applicant's age as of the effective date.

Area 3 (Fairfield County)

Fairfield County: Bethel, Bridgeport, Brookfield, Danbury, Darien, Easton, Fairfield, Greenwich, Monroe, New Canaan, New Fairfield, Newtown, Norwalk, Shelton, Sherman, Stamford, Stratford, Redding, Ridgefield, Trumbull, Weston, Westport, Wilton



15-25-40 and \$3,000 Rx Benefit Max

Age	Individual Male	Individual Female	Individual +1 Dependent	Family
65	\$533.13	\$471.81	\$810.14	\$1,051.55
66	\$561.66	\$488.15	\$847.65	\$1,085.56
67	\$590.18	\$504.53	\$885.19	\$1,119.56
68	\$607.89	\$519.66	\$911.75	\$1,153.14
69	\$626.13	\$535.26	\$939.10	\$1,187.74
70+	\$644.91	\$551.31	\$967.27	\$1,223.38
Medicare				
Prime	\$228.82	\$228.82	\$563.26	\$906.49